

Deposit to earn rewards

Sign up and deposit to receive up to **10,055 USDT** in bonuses.
Exclusive for new users only.

Get it now

[PDF Database Document] - BTCC Cryptocurrency Exchange

Original:

<https://www.btcc.com/en-US/academy/research-analysis/assemble-protocol-asm-price-prediction-2023-2025-2030-will-asm-hit-1>

Assemble Protocol (ASM) Price Prediction 2025,2026,2030 - Will ASM Hit \$1?

The most up-to-date [Assemble Protocol \(ASM\)](#) price prediction for 2023, 2025, and beyond is provided in this article. From the Assemble Protocol pricing predictions for the future decade to the present day, we will discuss everything from how ASM takes on most of the native Blockchain issues differently than other currencies.

But before we get into the ASM price prediction and stats that can bore you for no good reason, let's have a look at the background and market overview of Assemble Protocol and how it is assisting the Blockchain in tackling its problems. Among the most often asked questions is whether or not Assemble Protocol (ASM) is worth investing in. What will the value of Assemble Protocol be in the next 10 years, or in 2025?

[TRADE_PLUGIN]BTCUSDT,ETHUSDT[/TRADE_PLUGIN]

Assemble Protocol (ASM) Overview



ASM(Assemble Protocol)

Website: <http://assembleprotocol.io/>

ATH: \$0.6855

Rank: 465

24HP: \$0.0627 / 24LP: \$0.0522



Cryptocurrency	Assemble Protocol
Token	ASM
Price	\$ 0.0567 ▼ -4.93%
Rank	465
Market Cap	\$ 83.3M
24H Trading Volume	\$ 32.4M
All-time High	\$ 0.6855
All-time Low	\$ 0.0064
24 High	\$ 0.0627
24 Low	\$ 0.0522
Cycle High	\$ 0.1818 / 2024-02-07 06:25:00
Cycle Low	\$ 0.0075 / 2023-01-01 11:15:00
Update Time	2025-01-09 07:19:01

[TRADE_PLUGIN]BTCUSDT,ETHUSDT[/TRADE_PLUGIN]



[Download App for Android](#)

[Download App for iOS](#)

Assemble Protocol (ASM) Price Performance

Price Change 1H Percent	0.70%
Price Change 1D Percent	-4.93%
Price Change 7D Percent	57.35%
Price Change 30D Percent	60.39%
Price Change 90D Percent	128.32%
Price Change 365D Percent	0.18%

Assemble Protocol (ASM) Price History

Assemble Protocol (ASM) is presently ranked #446 in the entire crypto ecosystem and has a price of \$0.0391 as per the latest data gathered. With a marketcap of \$48,504,029. Assemble Protocol has a circulation supply of 1,240,454,761.

The price of Assemble Protocol has risen by 17.41% in the past 24 hours, thanks to an increase in both trading volume and market value.

Over the past week, the ASM has risen by 68.08%, indicating a positive rising trend. This might be a great time to jump in and invest in Assemble Protocol because of its recent impressive performance.

The value of Assemble Protocol, however, has risen by 67.239% when compared to its price history over the last 30 days. Throughout the month, the average price ranged from \$0.0121 at the lowest end to \$0.0128 at the highest. This suggests that this coin would be a good addition to your coin portfolio for the long run and a good investment.

Over the previous three months, the price has fluctuated between \$0.0131 (the low) and \$0.0181 (the high), for a total of around 66.11% change.

A rising trend has been observed in the Assemble Protocol over the past four months. Therefore, we believe that comparable market segments were highly sought-after throughout that time. Assemble Protocol's trading volume has increased from four months ago, according to the most recent data received. An important factor influencing its pricing is the volume of trades.

Coin prices have ranged from roughly \$0.0097 to around \$0.0085 during the last four months, an increase of 79.90%.

[TRADE_PLUGIN]BTCUSDT,ETHUSDT[/TRADE_PLUGIN]



[Download App for Android](#)

[Download App for iOS](#)

Assemble Protocol (ASM) Technical Analysis

Daily Simple Moving Average (SMA) & Daily Exponential Moving Average (EMA)

Date Calculated:2023-12-14

3_SMA	\$ 0.0463	3_EMA	\$ 0.0494
5_SMA	\$ 0.0464	5_EMA	\$ 0.0475
10_SMA	\$ 0.0428	10_EMA	\$ 0.0449
20_SMA	\$ 0.0431	20_EMA	\$ 0.0427
21_SMA	\$ 0.0431	21_EMA	\$ 0.0425
50_SMA	\$ 0.0343	50_EMA	\$ 0.0363
100_SMA	\$ 0.0255	100_EMA	\$ 0.0289
200_SMA	\$ 0.0175	200_EMA	\$ 0.0223

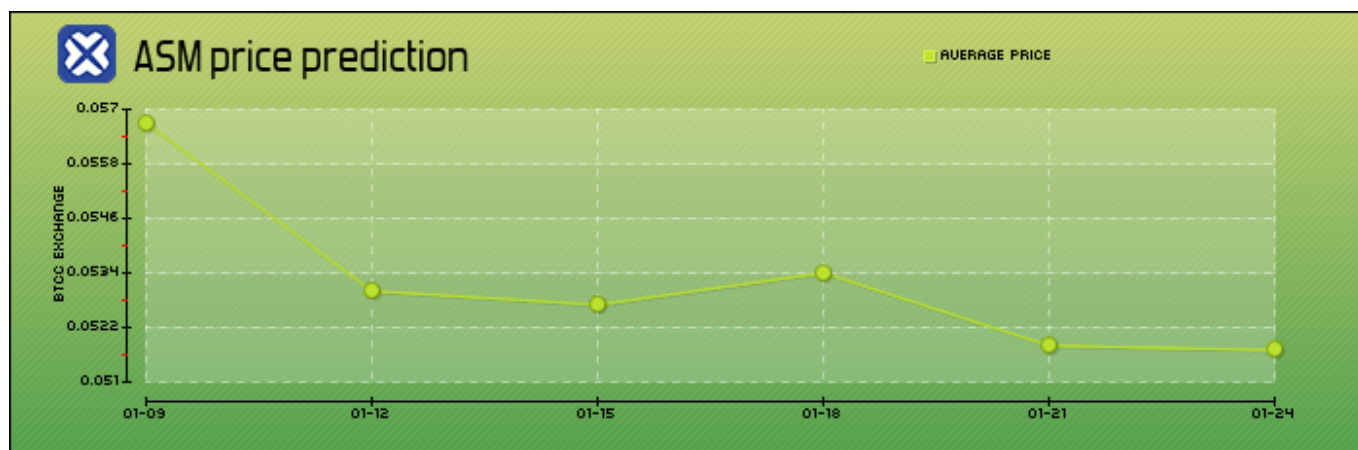
Weekly Simple Moving Average (SMA) & Weekly Exponential Moving Average (EMA)

Date Calculated:2023-12-14

21_SMA_weekly	\$ 0.0212	21_EMA_weekly	\$ 0.0267
50_SMA_weekly	\$ 0.0154	50_EMA_weekly	\$ 0.0209
100_SMA_weekly	\$ 0.0226	100_EMA_weekly	\$ 0.0265
200_SMA_weekly	\$ 0.0000	200_EMA_weekly	\$ 0.0000

[TRADE_PLUGIN]BTCUSDT,ETHUSDT[/TRADE_PLUGIN]

Assemble Protocol (ASM) Price Predictions for Today, Tomorrow and Next Week



Date	Price Prediction	Change
------	------------------	--------

01-09	\$ 0.0567	0.00%
01-12	\$ 0.0530	-6.55%
01-15	\$ 0.0527	-7.05%
01-18	\$ 0.0534	-5.84%
01-21	\$ 0.0518	-8.56%
01-24	\$ 0.0517	-8.75%

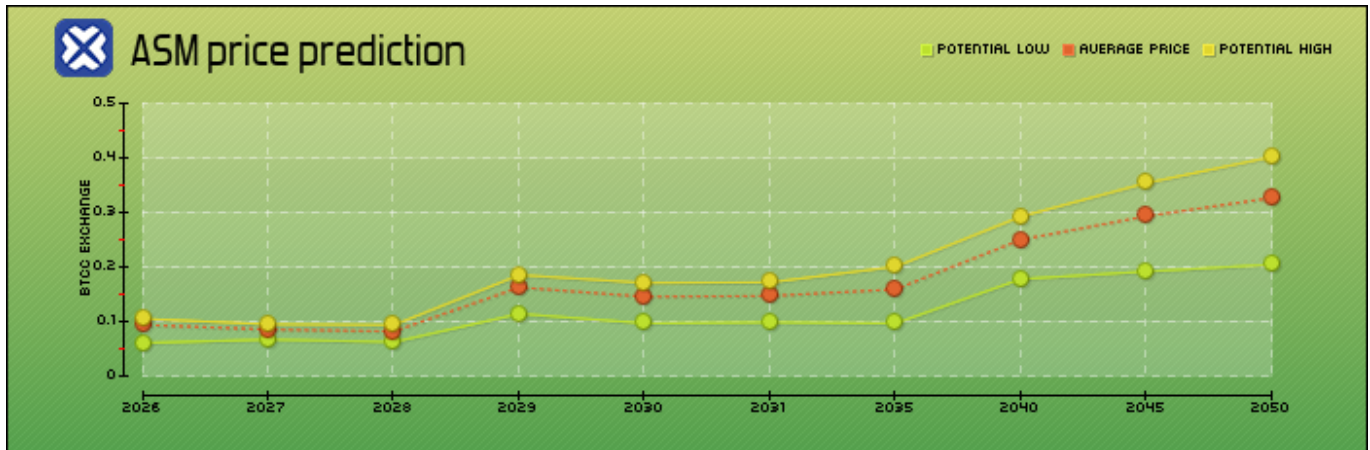
[TRADE_PLUGIN]BTCUSDT,ETHUSDT[/TRADE_PLUGIN]



[Download App for Android](#)

[Download App for iOS](#)

Assemble Protocol (ASM) Price Prediction for 2025-2030



Year	Yearly Low	Yearly Average	Yearly High
2026	\$ 0.0607	\$ 0.0938	\$ 0.1050
2027	\$ 0.0668	\$ 0.0854	\$ 0.0949
2028	\$ 0.0624	\$ 0.0819	\$ 0.0936
2029	\$ 0.1141	\$ 0.1626	\$ 0.1852
2030	\$ 0.0967	\$ 0.1455	\$ 0.1708
2031	\$ 0.0984	\$ 0.1469	\$ 0.1718
2035	\$ 0.0967	\$ 0.1590	\$ 0.2005

2040	\$ 0.1778	\$ 0.2500	\$ 0.2925
2045	\$ 0.1916	\$ 0.2930	\$ 0.3539
2050	\$ 0.2044	\$ 0.3267	\$ 0.4017

Assemble Protocol (ASM) Price Prediction 2025

Developers of the network and investors in the community are working to raise the value of the Assemble Protocol. Consequently, the projected price for 2025 is positive. According to analysts, ASM was expected to reach a maximum price of \$0.030 by the end of 2025. However, it is exceedingly hopeful that the future of the Assemble Protocol will expand in the end. Thus, in 2025, the market will determine the estimated average price of ASM, which is expected to range from \$0.024 to \$0.025. The ASM's maximum price for 2025 varies from \$0.024 to \$0.030, as indicated in the same phrase.

[TRADE_PLUGIN]BTCUSDT,ETHUSDT[/TRADE_PLUGIN]



The advertisement banner for BTCC features a green background with a grid pattern. At the top center is the BTCC logo, which consists of a white 'X' inside a square followed by the letters 'BTCC' in white. Below the logo, the text 'Level up your VIP status for more benefits' is written in yellow, and 'BTCC - Your preferred crypto futures exchange' is written in white. At the bottom left, there is a call to action 'Download our app now' in white. In the center, there are two buttons: 'Available on the App Store' with the Apple logo and 'GET IT ON Google Play' with the Google Play logo. At the bottom right, the text 'Support fiat and crypto deposits' is written in white. The banner also includes decorative elements like a blue coin with a white 'H' and a stack of gold coins with 'BTC' markings.

[Download App for Android](#)

[Download App for iOS](#)

Assemble Protocol (ASM) Price Prediction 2026

Regarding the price of Assemble Protocol in 2024, all of the experts seem to agree that it will fall by year's end. According to TradingBeast, the price is expected to decline and reach \$0.006758. Research from WalletInvestor indicates that the price of Assemble Protocol might potentially fall below \$0.001903. Similarly pessimistic is the outlook expressed by PricePrediction.net's analysts, who predict that the value of Assemble Protocol will hover at \$0.005335 in the year 2024.

[TRADE_PLUGIN]BTCUSDT,ETHUSDT[/TRADE_PLUGIN]

Assemble Protocol (ASM) Price Prediction 2030

The number of people using and adopting ASM might skyrocket with the help of specific partnerships and innovations. The market's focus on Assemble Protocol investment can lead to a significant price increase. It has a maximum potential value of \$0.19 by 2030. If the market drops, the ASM is likely to turn around little. A range of \$0.16 to \$0.19 is possible by year's end in 2030, with an average price of \$0.16.

[TRADE_PLUGIN]BTCUSDT,ETHUSDT[/TRADE_PLUGIN]



[Download App for Android](#)

[Download App for iOS](#)

Is Assemble Protocol (ASM) a Good Investment?

Due to the fact that scarcity drives up prices, Assemble Protocol is likely to keep growing in value. Any investment carries with it the possibility of loss. Do as much information as you can and focus on what you can do before drawing any conclusions.

How well the cryptocurrency market does as a whole will have a significant impact on Assemble Protocol's future. There is a specific approach you must follow while investing in ASM. Those who have an uneven tolerance for risk should not put their money into this market. Still, for individuals in a strong financial position with a high risk tolerance, it's a fantastic investment. Aside from the element of speculation, ASM provides access to a worldwide technology and a constantly expanding environment.

[TRADE_PLUGIN]BTCUSDT,ETHUSDT[/TRADE_PLUGIN]

Will Assemble Protocol (ASM) Hit \$1?

It will need a 71-fold increase in ASM price for it to hit \$1. The market cap for Assemble Protocol will reach \$1.2 billion at 17x. In twenty years, ASM could achieve \$1 if its annual growth rate was 25%.

In light of the information provided, it is reasonable to expect Assemble Protocol to hit \$1. The poor implementation and use cases make this quite improbable, though. Nevertheless, the likelihood of it making a U-turn and becoming a very valuable token is enhanced by its unique offering.

We advise using long-term forecasts with care because of their unreliability.

[TRADE_PLUGIN]BTCUSDT,ETHUSDT[/TRADE_PLUGIN]



[Download App for Android](#)

[Download App for iOS](#)

Potential Highs & Lows of ASM

	Min	Average	Max
1H	\$ 0.0568	\$ 0.0574	\$ 0.0580
1D	\$ 0.0522	\$ 0.0565	\$ 0.0627
7D	\$ 0.0366	\$ 0.0454	\$ 0.0627
30D	\$ 0.0233	\$ 0.0343	\$ 0.0627
90D	\$ 0.0233	\$ 0.0340	\$ 0.0627
365D	\$ 0.0127	\$ 0.0363	\$ 0.1818


Conclusions

The future price of Assemble Protocol has no relationship with its present value. But that is conditional on the factors that materialise as the market matures. Those are the factors that will decide the fate of an ASM.

On the other hand, you may investigate the subject more. You can get some advice from token holders if you're a first-time purchase in this market. It is difficult to predict the exact worth of any currency in advance because of the unpredictable character of the cryptocurrency market.

Among cryptocurrencies, ASM has stood the test of time and done admirably. You should wait for market dumps before making major investments in Assemble Protocol, but it could be a solid option in the long run.

It is important to be abreast of any changes in the market. When making a choice, it's important to keep in mind the various pricing as well as the levels of support and resistance.



[Download App for Android](#)

[Download App for iOS](#)

FAQs

Should You Invest in Assemble Protocol?

For quite some time, Assemble Protocol has been widely considered to be an excellent investment by

professionals and traders. To everyone's surprise, the value is going up. Consequently, a healthy return on investment is assured.

What is the expected value of Assemble Protocol in the year 2025?

According to numerous platforms and commentators, the price of Assemble Protocol is expected to continue rising over the next five years, eventually topping the \$0.053 level by the end of 2025. The asking price may be a bit steep, but you never know. The value of ASM, like other cryptocurrencies, might suddenly rise or fall.

What will the value of Assemble Protocol be in a decade?

A price hike to \$0.23 for Assemble Protocol in the next decade is highly probable. In the next 8-10 years, the value of 1 Assemble Protocol could reach \$0.27, with a minimum of \$0.23.

Where to Trade Crypto Futures?

You can trade crypto futures on BTCC Now. Over 300 USDT-margined perpetual trading pairs are available for users to trade, including many popular altcoins and meme-coins.

[**Trade crypto futures Now**](#)

You can deposit and receive up to [10,055 USDT](#) now when you sign up and verify your account on BTCC. Every new user gets a **10 USDT** coupon after completing their registration. You will also get an additional **20 USDT** coupon on completing your KYC verification.

[Check more details.](#)

GET 10 USDT WELCOME BONUS



[Download App for Android](#)

[Download App for iOS](#)

About BTCC

BTCC is a leading cryptocurrency trading platform that is distinguished by its ability to balance the simplicity of use with advanced features. It provides a comprehensive educational program through the BTCC Academy, 24/7 customer support, and robust security to both novices and experts. BTCC is a top choice for digital asset investors due to its emphasis on user contentment, which fosters a secure and informed trading environment across a variety of cryptocurrencies.

BTCC is one of the few exchanges in the market that offers high-leverage options for investors and concentrates extensively on futures trading. Users have access to more than 300 USDT-margined perpetual trading pairs, which encompass numerous prominent altcoins and meme-coins. Additionally, the platform has recently implemented spot trading to facilitate novice users who may not be acquainted with futures trading.

- **Established Reputation:** BTCC is one of the oldest and most well-known cryptocurrency exchanges, having been operational since 2011. Its history in the market enhances its credibility and trustworthiness.
- **A Diverse Selection of Cryptocurrencies:** BTCC allows customers to access and exchange a wide range of digital assets.
- **Margin and Futures Trading:** BTCC provides margin and futures trading options, allowing customers to expand their trading holdings and potentially increase their profits.
- **Proficient Trading Instruments:** such as real-time market data, trading charts, and technical analysis indicators. These tools can help users make informed trading decisions.
- **Security Measures:** BTCC values security and uses a variety of safeguards to secure customer payments and information. This includes two-factor authentication (2FA) and cold

storage of cryptocurrency assets.

BTCC Guide:

- [How to Trade Crypto Futures Contracts on BTCC](#)
- [BTCC Guide-How to Deposit Crypto on BTCC?](#)
- [What is Crypto Futures Trading - Beginner's Guide](#)
- [What is Leverage in Cryptocurrency? How Can I Trade at 100X Leverage?](#)
- [BTCC Review 2024: Best Crypto Futures Exchange](#)

Crypto Buying Guides:

- [How To Buy Bitcoin \(BTC\)](#)
- [How To Buy Pico](#)
- [How To Buy Ethereum \(ETH\)](#)
- [How To Buy Dogecoin \(DOGE\)](#)
- [How To Buy Pepe Coin \(PEPE\)](#)
- [How To Buy Ripple \(XRP\)](#)

Crypto Prediction:

- [Ethereum \(ETH\) Price Prediction 2024, 2025, 2030 — Will ETH Reach \\$10,000?](#)
- [Ethereum Price Prediction 2024, 2025, 2030: How High Can ETH Go in 2024?](#)
- [Bitcoin \(BTC\) Price Prediction 2024, 2025, 2030 — Is BTC a Good Investment?](#)
- [Ripple \(XRP\) Price Prediction 2024, 2025, 2030 — Will XRP Reach \\$1 After SEC Lawsuit?](#)
- [Pi Coin Price Prediction 2024,2025,2030 — Is Pi Coin a Good Buy?](#)
- [Pepe \(PEPE\) Price Prediction 2024, 2025, 2030 - Will PEPE Reach \\$1](#)