

Deposit to earn rewards

Sign up and deposit to receive up to **10,055 USDT** in bonuses.
Exclusive for new users only.

Get it now

[PDF Database Document] - BTCC Cryptocurrency Exchange

Original:

<https://www.btcc.com/en-US/academy/research-analysis/avalanche-avax-price-prediction-202220252030-is-avax-a-good-investment>

Avalanche (AVAX) Price Prediction 2024,2025,2030 – Will AVAX Hit \$100?

By 2030, analysts predict that AVAX may reach \$257.60. Are you optimistic about Avalanche? AVAX is available on BTCC.

Over the past year, AVAX has had rapid growth, rising by almost 147%. Given its strong market position, solid foundation, and excellent network performance—all of which compete with Ethereum on many metrics—its trajectory is not shocking to many. AVAX, which ranks 12th in terms of market capitalisation, is a coin to watch in the next cycle.


[TRADE_PLUGIN]AVAXUSDT,SHIBUSDT[/TRADE_PLUGIN]

What is Avalanche (AVAX)?

When it comes to smart contracts, scalability, and transaction speed, Avalanche aims to compete with Ethereum, a prominent Layer 1 network. Since its introduction in 2020, the Avalanche network has attracted several developers. Since Avalanche's smart contracts are Solidity-based, they are compatible with the Ethereum Virtual Machine (EVM), facilitating a smooth migration from the Ethereum network.

In addition to its usage in governance and proof-of-stake network transaction validation, AVAX is the native token. In just over a year, AVAX has gone from \$11.45 to \$26.79, a 147% increase. The Avalanche network's capacity to scale has been an important component in AVAX's expansion. Avalanche asserts it can process 6,500 TPS transactions thanks to its usage of subnets to increase the network's transaction capacity. The rising price of AVAX reflects the assumption that Avalanche has established itself as a formidable competitor to the Ethereum network.

[TRADE_PLUGIN]AVAXUSDT,SHIBUSDT[/TRADE_PLUGIN]



[Download App for Android](#)

[Download App for iOS](#)

Avalanche (AVAX) Overview

ABOUT AVAX




AVAX (Avalanche)

Website: <https://www.avax.network/>

ATH: \$146.1760

Rank: 13

24HP: \$38.0142 / 24LP: \$35.4553

	
Cryptocurrency	Avalanche
Token	AVAX
Price	\$ 35.9163 ▼ -2.02%

Rank	13
Market Cap	\$ 14.8B
24H Trading Volume	\$ 732.3M
All-time High	\$ 146.1760
All-time Low	\$ 2.7855
24 High	\$ 38.0142
24 Low	\$ 35.4553
Cycle High	\$ 65.2553 / 2021-09-29 05:15:00
Cycle Low	\$ 8.6885 / 2023-10-19 01:45:00
Update Time	2025-01-27 00:09:01

[TRADE_PLUGIN]AVAXUSDT,AVAXUSDT[/TRADE_PLUGIN]

Avalanche (AVAX) Price Performance

Price Change 1H Percent	-2.70%
Price Change 1D Percent	-2.02%
Price Change 7D Percent	-2.22%
Price Change 30D Percent	-2.24%
Price Change 90D Percent	36.29%
Price Change 365D Percent	8.86%

[TRADE_PLUGIN]AVAXUSDT,AVAXUSDT[/TRADE_PLUGIN]

BTCC
 Level up your VIP status for more benefits
 BTCC - Your preferred crypto futures exchange
 Download our app now Available on the App Store GET IT ON Google Play Support fiat and crypto deposits

[Download App for Android](#)

[Download App for iOS](#)

Avalanche (AVAX) Price Technical Analysis

All financial markets use moving averages (MA), a well-liked indicator that smoothes price movement over a predetermined period of time. Since they are a trailing indication, past price activity has an impact on them. The simple moving average (SMA) and exponential moving average (EMA) are the two forms of moving averages shown in the table below.

Daily Simple Moving Average (SMA) & Daily Exponential Moving Average (EMA)
Date Calculated:2025-01-24

3_SMA	\$ 36.5275	3_EMA	\$ 35.7622
5_SMA	\$ 36.2461	5_EMA	\$ 36.3309
10_SMA	\$ 37.8446	10_EMA	\$ 37.0687
20_SMA	\$ 38.3574	20_EMA	\$ 37.8598
21_SMA	\$ 38.5136	21_EMA	\$ 37.9320
50_SMA	\$ 41.4370	50_EMA	\$ 38.9660
100_SMA	\$ 37.3157	100_EMA	\$ 37.3847
200_SMA	\$ 31.2607	200_EMA	\$ 34.7328

Weekly Simple Moving Average (SMA) & Weekly Exponential Moving Average (EMA)
Date Calculated:2025-01-24

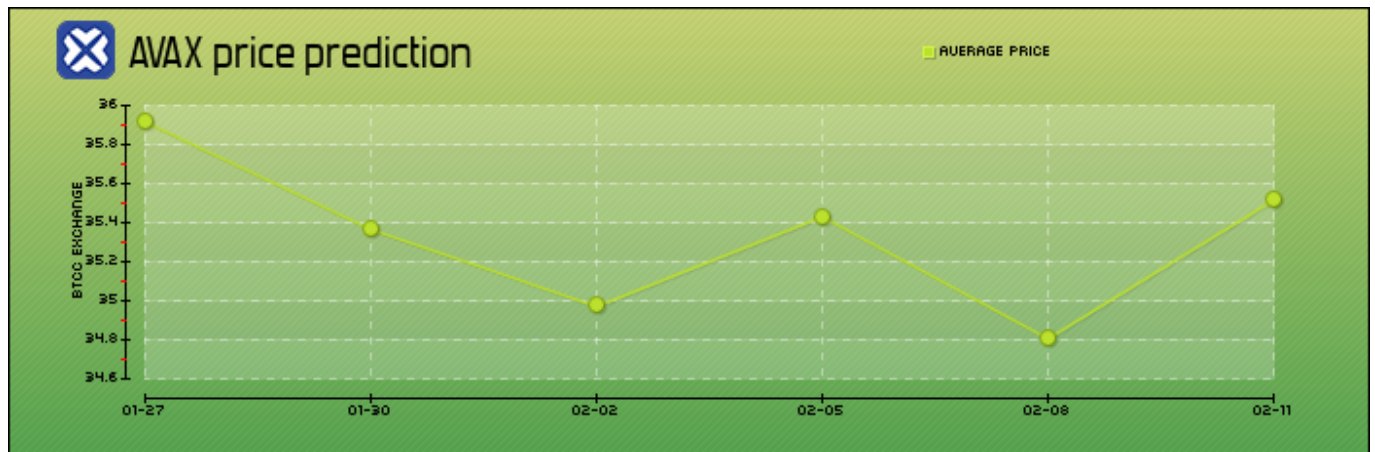
21_SMA_weekly	\$ 33.3117	21_EMA_weekly	\$ 35.7523
50_SMA_weekly	\$ 34.1775	50_EMA_weekly	\$ 32.5032
100_SMA_weekly	\$ 26.2773	100_EMA_weekly	\$ 30.6183
200_SMA_weekly	\$ 33.9177	200_EMA_weekly	\$ 30.5168

[TRADE_PLUGIN]AVAXUSDT,AVAXUSDT[/TRADE_PLUGIN]

Avalanche (AVAX) Price Prediction for Today, Tomorrow and

Next Week

Below is a table of price predictions for AVAX.



Date	Price Prediction	Change
01-27	\$ 35.9163	0.00%
01-30	\$ 35.3652	-1.53%
02-02	\$ 34.9702	-2.63%
02-05	\$ 35.4298	-1.35%
02-08	\$ 34.8050	-3.09%
02-11	\$ 35.5160	-1.11%

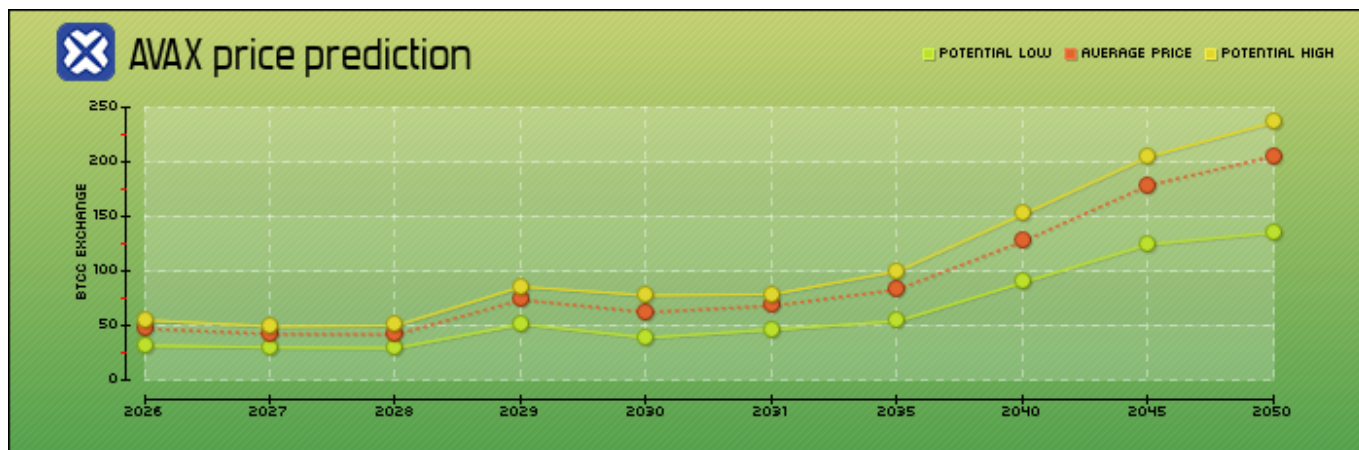


[Download App for Android](#)

[Download App for iOS](#)

Avalanche (AVAX) Price Prediction for 2025-2050

Below is a table of price predictions for AVAX from 2025 to 2030. Since it's not always possible to foresee volatile assets like cryptocurrencies, these forecasts should be regarded with caution.



Year	Yearly Low	Yearly Average	Yearly High
2026	\$ 31.5152	\$ 47.1319	\$ 54.8905
2027	\$ 29.9272	\$ 42.2032	\$ 49.1565
2028	\$ 29.2592	\$ 41.6689	\$ 50.0127
2029	\$ 51.2181	\$ 73.5890	\$ 85.5741
2030	\$ 38.8450	\$ 62.1874	\$ 77.6573
2031	\$ 46.2458	\$ 68.1081	\$ 78.5697
2035	\$ 53.9794	\$ 83.0272	\$ 99.7387
2040	\$ 89.4055	\$ 127.0352	\$ 151.9198
2045	\$ 124.3538	\$ 178.3850	\$ 204.7154
2050	\$ 135.2672	\$ 205.1907	\$ 236.3610

Avalanche (AVAX) Price Prediction 2024

The AVAX price is still showing a bearish candle on the weekly chart, which indicates that market

sentiment is very negative for cryptocurrencies. It has risen about 5% after falling to a low of about \$22. On the other hand, the Avalanche price trend in the 1-day time frame remains negative.

Despite opposition from the 50D EMA, the retracement phase has seen a considerable increase in trade volume. On top of that, the weekly chart's MACD and signal lines are still showing a negative trend. Taken together, these factors point to a downward trend for the Avalanche price.

It is possible that AVAX can encounter additional downward pressure if sellers maintain control of the market and negative sentiment continues. If this happens, the price of the coin could fall to a new low, maybe as low as \$38. This is very worrying.

Year	Potential Low	Potential Average	Potential High
2024	\$38	\$69	\$100

[TRADE_PLUGIN]AVAXUSDT,AVAXUSDT[/TRADE_PLUGIN]

A promotional banner for BTCC, a crypto futures exchange. The background is green with a subtle grid pattern. At the top center is the BTCC logo, which consists of a white 'X' inside a square followed by the letters 'BTCC' in white. Below the logo, the text 'Level up your VIP status for more benefits' is written in a bold, yellow font. Underneath that, 'BTCC - Your preferred crypto futures exchange' is written in a smaller, white font. At the bottom left, there is a black button with the text 'Download our app now' in white. To its right are two logos: the Apple App Store logo (a white apple on a black background) with the text 'Available on the App Store' and the Google Play logo (a colorful triangle on a black background) with the text 'GET IT ON Google Play'. At the bottom right, the text 'Support fiat and crypto deposits' is written in white. The banner is decorated with several floating Bitcoin icons in blue and gold.

[Download App for Android](#)

[Download App for iOS](#)

Avalanche (AVAX) Price Prediction 2025

With a possible low of \$48 and a high of \$134 in 2025, the price of AVAX is expected to continue rising. It is anticipated that the average price will be approximately \$91 throughout this time.


AVAX Price Prediction	Potential Low (\$)	Average Price (\$)	Potential High (\$)
2025	48	91	134

[TRADE_PLUGIN]AVAXUSDT,AVAXUSDT[/TRADE_PLUGIN]

Avalanche (AVAX) Price Prediction 2030

According to predictions, the price of AVAX will reach a new all-time high of \$224.85 by 2030. Based on the data, the average price for this period might be \$193.845.

[TRADE_PLUGIN]AVAXUSDT,AVAXUSDT[/TRADE_PLUGIN]



[Download App for Android](#)

[Download App for iOS](#)

Is AVAX a Good Investment?

There is not enough time in the Avax market to determine whether or not the company is worthwhile.

- By the end of the year, it soared from an expected \$3 in 2020 to a whopping \$102.
- After the Federal Reserve chose to cut the size of its balance sheet, it dropped by only \$5 until March 2022, and then it plunged by more than 80%.
- After the US reported an inflation rate of over 6% on November 10th, just a handful of cryptocurrencies, including AVAX, continued to rise.

Let's have a look at the capabilities and features.

- The Avalanche Blockchain's native token, AVAX.
- Avalanche boasts that its speeds are faster than any other blockchain
- Furthermore, unlike other blockchains, it claims to be extremely decentralized.
- It presently owns 1.2B in TVL, down from \$9 B in March
- [AAVE](#), Benqi, and Trader Joe's are just a few of our top partners.

Taking into account its recent performance and features and performance benefits, it would appear that AVAX is reliant on increases in liquidity to continue its upward trajectory. The fact that AVAX has lower performance than both Ethereum and Polygon Matic lends credence to this theory. We think there are better investment alternatives available right now.

[TRADE_PLUGIN]AVAXUSDT,AVAXUSDT[/TRADE_PLUGIN]

Will AVAX Hit \$100?

To reach \$100, AVAX's price will need to increase by more than sixfold.

In addition, its all-time high price of \$129 was reached in November of 2021. In addition, the AVAX token's value increased approximately 11,33 times to reach its all-time high from \$11.39 in July 2021. Consequently, it increased by around 2.83 times in one month.

With its historical growth rate, we may predict that AVAX will hit \$100 within two to three months. Yet, it is impractical given the current state of the market. Thus, it will take longer for AVAX to reach \$100 depending on market conditions.

[TRADE_PLUGIN]AVAXUSDT,AVAXUSDT[/TRADE_PLUGIN]



[Download App for Android](#)

[Download App for iOS](#)

Will Avalanche Hit \$1000?

Yeah, Avalanche is capable of reaching \$1000. Although we argued that Avax is a moderate investment opportunity, it is not unreasonable to anticipate a price of \$1,000.

- The market capitalization would be \$297 B at \$1000. This exceeds the market capitalization of Ethereum.
- Even with modest annual growth of 15%, AVAX would reach \$1000 in thirty years.
- In truth, AVAX's growth rate could accelerate during the following eight years. If it increases at a rate of 50% for the next eight years and then 15% thereafter, AVAX might reach \$1,000 in 15 years, or by 2037, assuming a growth rate of 50% over the following eight years and 15% thereafter.

Avalanche (AVAX) Price Prediction: FAQs

1.What price prediction is there for Avalanche in 2022?

Avalanche's price is anticipated to rise as high as \$23.54 in 2022.

2.Is this the right time to purchase Avalanche (AVAX)?

After examining the technical Avalanche indicators, we predict a small correction over the coming few days, and investors should hold off on purchasing AVAX.

3.Is Avalanche (AVAX) a wise financial decision?

Our technical analysis indicates that Avalanche is currently a solid buy based on the direction it is moving.



[Download App for Android](#)

[Download App for iOS](#)

Where to Trade AVAXUSDT Futures?

You can trade AVAX futures on BTCC Now. Over 300 USDT-margined perpetual trading pairs are available for users to trade, including many popular altcoins and meme-coins.

[**Trade AVAX futures Now**](#)

You can deposit and receive up to [10,055 USDT](#) now when you sign up and verify your account on BTCC. Every new user gets a **10 USDT** coupon after completing their registration. You will also get an additional **20 USDT** coupon on completing your KYC verification.

[Check more details.](#)

[**GET 10 USDT WELCOME BONUS**](#)

About BTCC

BTCC is a leading cryptocurrency trading platform that is distinguished by its ability to balance the simplicity of use with advanced features. It provides a comprehensive educational program through the BTCC Academy, 24/7 customer support, and robust security to both novices and experts. BTCC is a top choice for digital asset investors due to its emphasis on user contentment, which fosters a secure and informed trading environment across a variety of cryptocurrencies.

BTCC is one of the few exchanges in the market that offers high-leverage options for investors and concentrates extensively on futures trading. Users have access to more than 300 USDT-margined perpetual trading pairs, which encompass numerous prominent altcoins and meme-coins. Additionally, the platform has recently implemented spot trading to facilitate novice users who may not be acquainted with futures trading.

- **Established Reputation:** BTCC is one of the oldest and most well-known cryptocurrency exchanges, having been operational since 2011. Its history in the market enhances its credibility and trustworthiness.
- **A Diverse Selection of Cryptocurrencies:** BTCC allows customers to access and exchange a wide range of digital assets.
- **Margin and Futures Trading:** BTCC provides margin and futures trading options, allowing customers to expand their trading holdings and potentially increase their profits.

- **Proficient Trading Instruments:** such as real-time market data, trading charts, and technical analysis indicators. These tools can help users make informed trading decisions.
- **Security Measures:** BTCC values security and uses a variety of safeguards to secure customer payments and information. This includes two-factor authentication (2FA) and cold storage of cryptocurrency assets.

BTCC Guide:

- [How to Trade Crypto Futures Contracts on BTCC](#)
- [BTCC Guide-How to Deposit Crypto on BTCC?](#)
- [What is Crypto Futures Trading - Beginner's Guide](#)
- [What is Leverage in Cryptocurrency? How Can I Trade at 100X Leverage?](#)
- [BTCC Review 2024: Best Crypto Futures Exchange](#)

Crypto Buying Guides:

- [How To Buy Bitcoin \(BTC\)](#)
- [How To Buy Picoin](#)
- [How To Buy Ethereum \(ETH\)](#)
- [How To Buy Dogecoin \(DOGE\)](#)
- [How To Buy Pepe Coin \(PEPE\)](#)
- [How To Buy Ripple \(XRP\)](#)

Crypto Prediction:

- [Ethereum \(ETH\) Price Prediction 2024, 2025, 2030 — Will ETH Reach \\$10,000?](#)
- [Ethereum Price Prediction 2024, 2025, 2030: How High Can ETH Go in 2024?](#)
- [Bitcoin \(BTC\) Price Prediction 2024, 2025, 2030 — Is BTC a Good Investment?](#)
- [Ripple \(XRP\) Price Prediction 2024, 2025, 2030 — Will XRP Reach \\$1 After SEC Lawsuit?](#)
- [Pi Coin Price Prediction 2024,2025,2030 — Is Pi Coin a Good Buy?](#)
- [Pepe \(PEPE\) Price Prediction 2024, 2025, 2030 - Will PEPE Reach \\$1](#)