

Deposit to earn rewards

Sign up and deposit to receive up to **10,055 USDT** in bonuses.
Exclusive for new users only.

Get it now

[PDF Database Document] - BTCC Cryptocurrency Exchange

Original:

<https://www.btcc.com/en-US/academy/research-analysis/chainlink-link-price-prediction-2023-2025-2030-is-link-a-good-investment>

Will LINK Hit \$100? Chainlink (LINK) Price Prediction 2024, 2025, 2030

Connecting blockchain smart contracts to real-world data is made possible by Chainlink (LINK). Its LINK token is an integral part of the DeFi ecosystem and ranks in the top 20 [cryptocurrencies](#) by market cap on a regular basis.

Introducing new features and forming partnerships with prominent figures in the financial sector, the project has kept active this year. This Chainlink price prediction will explain the factors influencing the LINK token's price and provide an outlook for its future.

[TRADE_PLUGIN]LINKUSDT, LINKUSDT[/TRADE_PLUGIN]

What is Chainlink (LINK) ?

The principal goal of Chainlink (LINK), an entirely decentralised Oracle network, is to connect smart contracts with real-world data. That is why the name LINK is appropriate. LINK can be thought of as "an ERC-20 token," with the added functionality of ERC-223 calling and transfer capabilities.

In September 2017, Chainlink (LINK), co-founded by Sergey Nazarov and Steve Ellis, launched its first initial coin offering (ICO). With \$32 million raised and 1 billion LINK tokens distributed, it was an enormous success.

The entire Chainlink ecosystem is working tirelessly to alter the global technological landscape by providing participants with blockchain-enabled functional advantages. Chainlink is here to spark optimism. With the support of an improved decentralised agreement and a strengthened network, Chainlink intends to let users be accessible on other platforms for sharing digital media without the need for middlemen.

Enrolling users in reward programmes is another way to motivate them to utilise Chainlink. In order to access the off-chain realm, members must submit a request through Chainlink's network for a sophisticated smart contract. These contracts will pair the right oracles with the right contracts when asked. The aggregating contract compiles information from the chosen oracles in order to arrive at the most precise conclusion.

Staking also helps Chainlink node operators demonstrate their dedication to the decentralised Oracle network, which is a huge plus. In this way, Chainlink is an important cog in the wheel of economic stability and liquidity.

ABOUT LINK




LINK (Chainlink)

Website: <https://chain.link/>

ATH: \$52.8916

Rank: 13

24HP: \$23.8403 / 24LP: \$21.3259

	
Cryptocurrency	Chainlink
Token	LINK
Price	\$ 21.4273 ▼ -10.14%
Rank	13
Market Cap	\$ 13.7B
24H Trading Volume	\$ 1.5B
All-time High	\$ 52.8916

All-time Low	\$ 0.1263
24 High	\$ 23.8403
24 Low	\$ 21.3259
Cycle High	\$ 30.6930 / 2024-12-16 10:35:00
Cycle Low	\$ 4.9570 / 2023-06-10 17:05:00
Update Time	2025-01-08 00:38:01

If you want to buy Chainlink quickly and easily, check out the [BTCC](#)



[Download App for Android](#)

[Download App for iOS](#)

Chainlink (LINK) Price Performance

Here’s a quick recap of the price performance in LINK.

Price Change 1H Percent	-0.93%
Price Change 1D Percent	-10.14%
Price Change 7D Percent	7.26%
Price Change 30D Percent	-18.50%
Price Change 90D Percent	103.52%
Price Change 365D Percent	51.21%

Chainlink (LINK) Price History

[Chainlink Chart](#)

The initial coin offering (ICO) for the LINK project raised over 32 million dollars in just over a month. The goal of Chainlink's creators to link public blockchains with other data sources attracted a lot of interest from investors.

Without interrupting either party's current system of record, Chainlink allows smart contracts to obtain off-chain information from markets, events, or payments through an oracle service that broadcasts this update in real-time onto the blockchain.

Without interrupting either party's current system of record, Chainlink allows smart contracts to obtain off-chain information from markets, events, or payments through an oracle service that broadcasts this update in real-time onto the blockchain.

Information on the blockchain may be accessed more easily thanks to the Chainlink network, which connects data providers and smart contracts. This can only be accomplished by integrating with a current, decentralized system in which individual nodes are owned and operated by regular people.

Chainlink operators who stake their tokens can reap incentives for meeting the requirements of smart contracts.

On June 1st, Chainlink's Mainnet went live on Ethereum

As of September 2017, the first billion tokens had been distributed. When first released, LINK cost

slightly more than a cent. The token's price hovered at \$1 for over two years until rising to roughly \$5 per connection thanks to new partnerships with Google Cloud and Polygon Network.

By mid-2020, Link's price had risen to \$20 thanks to the accumulation of new agreements. Bitcoin's value doubled from under \$10,000 to over \$60,000 during the 2021 bull run, when it hit an all-time high (ATH) of \$52.7. The token quickly retraced to its prior support levels at \$14 and \$15.

Chainlink Price Chart (LINK)

Last updated 09:56AM UTC. Currency in USD.

☆ [Add To Watchlist](#)



In 2022, LINK began trading at \$19 but was later adjusted to its current \$16 price. By the start of 2023's January, LINK was trading at \$5.5, down 71% YoY. As of 2023, holders of the token can expect appreciation.

By February 9th, 2023, LINK had risen from \$5.5 to almost \$7. With that said, as of February 10th, the token has corrected by about 9%. In the present moment, a single LINK token can be purchased for \$6.97, giving the entire network a market cap of almost \$3.4 billion.

[TRADE_PLUGIN]LINKUSDT,LINKUSDT[/TRADE_PLUGIN]



[Download App for Android](#)

[Download App for iOS](#)

Chainlink (LINK) Technical Analysis

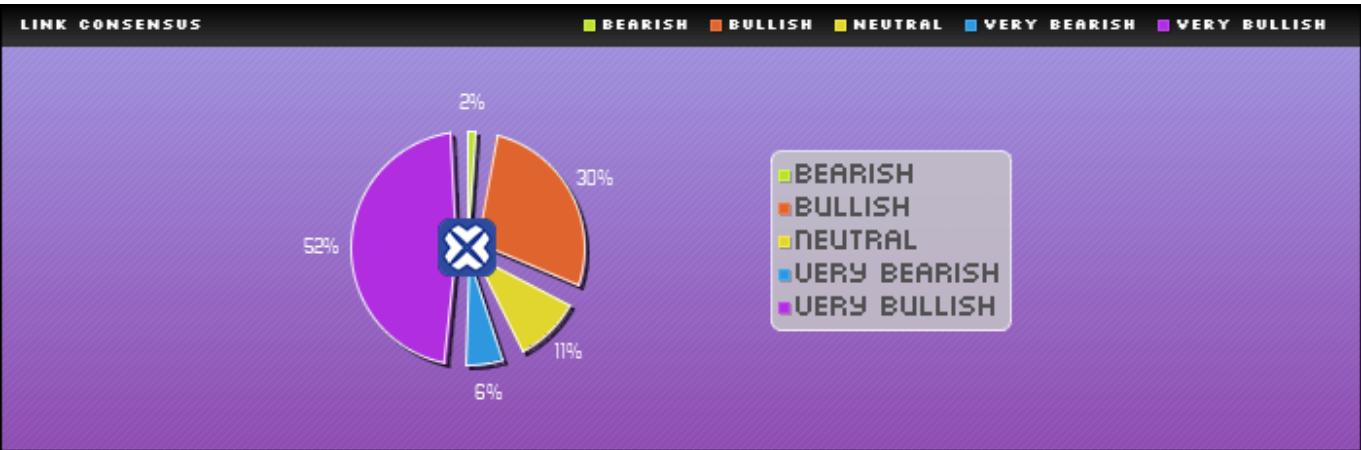
Daily Simple Moving Average (SMA) & Daily Exponential Moving Average (EMA)
Date Calculated:2025-01-07

3_SMA	\$ 23.7044	3_EMA	\$ 23.8250
5_SMA	\$ 23.3093	5_EMA	\$ 23.5899
10_SMA	\$ 22.1901	10_EMA	\$ 22.9850
20_SMA	\$ 22.8089	20_EMA	\$ 22.9901
21_SMA	\$ 23.0490	21_EMA	\$ 22.9918
50_SMA	\$ 22.1893	50_EMA	\$ 21.6424
100_SMA	\$ 17.0033	100_EMA	\$ 18.8686
200_SMA	\$ 14.5096	200_EMA	\$ 16.5362

Weekly Simple Moving Average (SMA) & Weekly Exponential Moving Average (EMA)
Date Calculated:2025-01-07

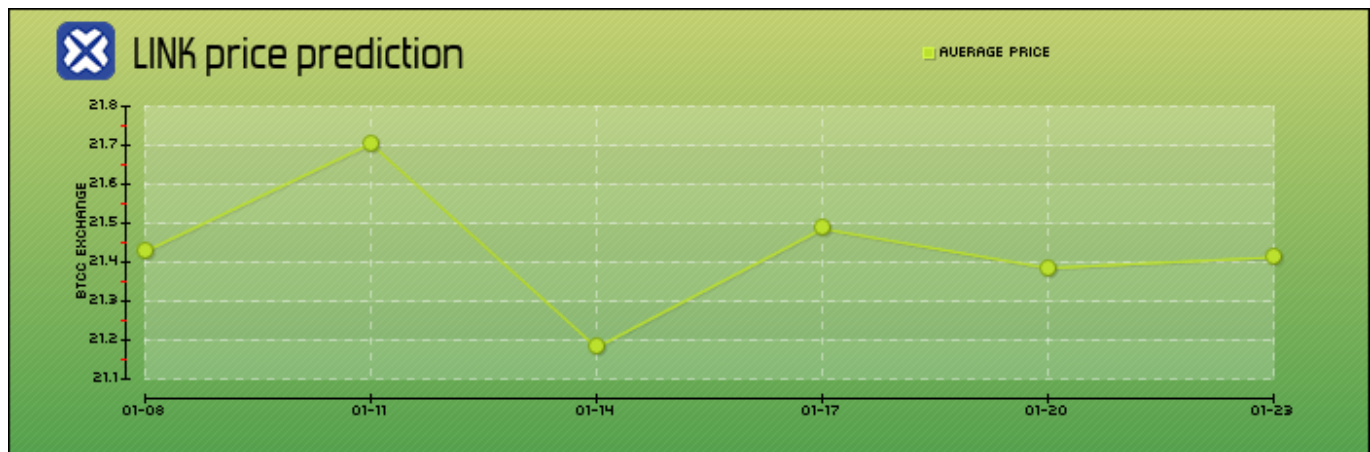
21_SMA_weekly	\$ 15.4889	21_EMA_weekly	\$ 18.1769
50_SMA_weekly	\$ 15.8573	50_EMA_weekly	\$ 15.5572
100_SMA_weekly	\$ 12.3633	100_EMA_weekly	\$ 13.9911
200_SMA_weekly	\$ 14.7723	200_EMA_weekly	\$ 12.8057

Bullish-Bearish Indicator



Very bearish	Bearish	Neutral	Bullish	Very bullish
4	1	7	20	34

Chainlink (LINK) Prediction for Today, Tomorrow and Next Week



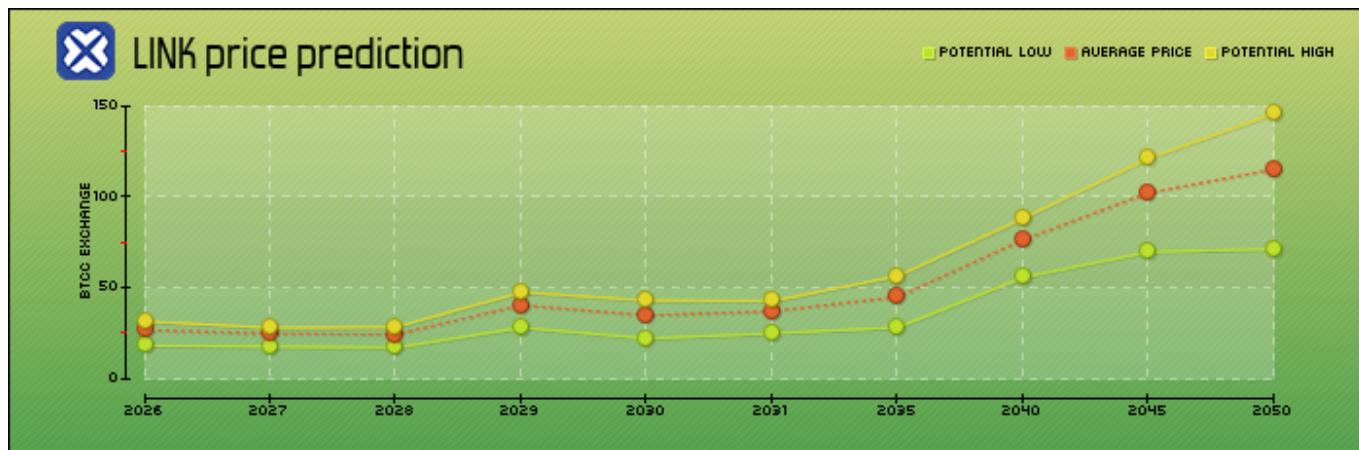
Date	Price Prediction	Change
01-08	\$ 21.4273	0.00%
01-11	\$ 21.7037	1.29%
01-14	\$ 21.1809	-1.15%
01-17	\$ 21.4852	0.27%
01-20	\$ 21.3845	-0.2%
01-23	\$ 21.4123	-0.07%



[Download App for Android](#)

[Download App for iOS](#)

Chainlink (LINK) Prediction for 2025-2050



Year	Yearly Low	Yearly Average	Yearly High
2026	\$ 18.3378	\$ 26.9504	\$ 31.6911
2027	\$ 17.8680	\$ 24.9551	\$ 28.2374
2028	\$ 17.3131	\$ 24.5112	\$ 28.6421
2029	\$ 28.2662	\$ 40.5896	\$ 47.7239
2030	\$ 22.3229	\$ 35.0002	\$ 43.2104
2031	\$ 25.1390	\$ 37.2531	\$ 42.9646
2035	\$ 28.3810	\$ 45.1122	\$ 56.6206
2040	\$ 55.9123	\$ 76.4535	\$ 88.3891
2045	\$ 69.9042	\$ 102.3395	\$ 121.3363
2050	\$ 71.5654	\$ 115.2799	\$ 145.9747

[TRADE_PLUGIN]LINKUSDT,LINKUSDT[/TRADE_PLUGIN]

Chainlink (LINK) Price Prediction 2024

Due to the Bitcoin halving in 2024, many analysts expect that the crypto markets will pick up speed. Standard Charted has predicted that Bitcoin's price would reach \$120,000 by the year 2024's conclusion. The market as a whole is likely to surge if this forecast comes true.

A number of network enhancements, such as Chainlink Economics 2.0 and the Cross-Chain Interoperability Protocol (CCIP), are now in the process of release at Chainlink.

By using CCIP, a cross-chain messaging service, dApp developers may easily incorporate data from other blockchains into their own projects without having to write any new code. Thanks to this update, the Chainlink Network will be able to access the full cryptocurrency ecosystem, greatly improving blockchain interoperability.

To secure the Chainlink Network's continued growth in the future, new measures like staking will be implemented in Chainlink Economics 2.0. Chainlink claims that their "value capture" would grow as a result of the change on their website.

Although both updates will most certainly increase the price of Chainlink, CCIP may have a more significant effect due to the fact that crypto interoperability is currently a major problem.

Nevertheless, there are also concerns that dampen the future value of Chainlink.

To start, some have said that the Chainlink team is too pushy with the LINK token sales in order to pay for the expansion of the ecosystem. One Chainlink wallet, for instance, received 50,000,000 LINK in 2017 and sold it off in increments over the next four years.

Investors believe Chainlink has not been able to achieve its pricing potential thus far, possibly due to imposed sell pressure, even though selling tokens to fund growth may be advantageous in the long run.

This year, the team plans to distribute 7% of the overall supply of Chainlink, according to a recent update. They did note that this is lower than many other top 100 cryptocurrencies, but it's still a lot of selling pressure for a token that's having a hard time.

In addition, the utility-driven demand for LINK is mitigated because Chainlink node operators frequently sell the tokens they receive as rewards. So, speculation accounts for a significant chunk of the Chainlink pricing.

Whatever the case may be, Chainlink Economics 2.0 is an attempt to fix this, and it's working well so far.



Considering this, our Chainlink pricing prediction indicates a range of \$11-\$19, with \$15 being the average.

[TRADE_PLUGIN]LINKUSDT,LINKUSDT[/TRADE_PLUGIN]

BTCC

Level up your VIP status for more benefits

BTCC - Your preferred crypto futures exchange

Download our app now

Available on the App Store

GET IT ON Google Play

Support fiat and crypto deposits

[Download App for Android](#)

[Download App for iOS](#)

Chainlink (LINK) Price Prediction 2025

Chainlink is working on many efforts that will elevate DeFi to the next level, making it one of the most actionable projects in the pipeline for 2025.

Chainlink is currently developing a RWA infrastructure to ensure the security and trustlessness of tokenizing real-world assets. Chainlink's RWA solution has the potential to see significant adoption because to its stellar reputation and collaborations with prominent businesses and organizations.

Large traditional financial institutions like Lloyds Banking Group and Depository Trust and Clearing Corporation (DTCC) are among the first to test blockchain technology thanks to a recent partnership between Chainlink and Swift. Institutions will be able to move tokenized assets between blockchains thanks to the project, as stated in the Swift press release.

Associated Press, Amazon Web Servers, and Google BigQuery are just a few of the many other industry heavyweights with which Chainlink has partnered.

Therefore, it's clear that Chainlink will be involved in the institutional adoption of cryptocurrencies. In addition, chainlink is used for data feeds by the majority of cryptocurrency protocols, such as Ethereum, Cardano, and Arbitrum. If the cryptocurrency industry continues to expand, then there will be a greater need for the Chainlink network.



[TRADE_PLUGIN]LINKUSDT,LINKUSDT[/TRADE_PLUGIN]

Chainlink (LINK) Price Prediction 2030

With an eye toward the future, Chainlink's monopoly in the oracle service provider market stands as its greatest asset.

Its 30X bigger market cap than API3's market cap proves its superiority, despite facing stiff competition in API3. As we've already established, nearly every major participant in the bitcoin industry relies on Chainlink for data feeds. So, betting on Chainlink is like betting on the whole cryptocurrency market.

Still, we can't ignore Chainlink tokenomics. The team's aggressive selling tactics and the practicality of LINK might keep the price from going up. But if the company keeps making the token more useful, the sale pressure might go away.


This cryptocurrency has the potential to be a top performer in the long run because to its low market price, widespread acceptance, and useful Chainlink feature.



Bearing this in mind, we project that by the end of 2030, the price of Chainlink will range from an average of \$40 to a high of \$48.

Considering its present ATH, this may appear modest, but our price projection is grounded upon the latest facts regarding Chainlink’s future developments. In addition, while it has the potential to go higher, our forecasts show a range where we think the price might remain stable.

[TRADE_PLUGIN]LINKUSDT, LINKUSDT[/TRADE_PLUGIN]



[Download App for Android](#)

[Download App for iOS](#)

Potential Highs & Lows of LINK

	Min	Average	Max
1H	\$ 21.4181	\$ 21.5261	\$ 21.6333
1D	\$ 21.3259	\$ 22.7979	\$ 23.8403
7D	\$ 19.7797	\$ 22.6992	\$ 24.6678
30D	\$ 19.7797	\$ 24.1158	\$ 30.6930
90D	\$ 10.1358	\$ 17.7168	\$ 30.6930
365D	\$ 8.1664	\$ 15.5764	\$ 30.6930

[TRADE_PLUGIN]LINKUSDT,LINKUSDT[/TRADE_PLUGIN]

Will Chainlink (LINK) Hit\$ 1000?

The Chainlink project satisfies all requirements to be regarded as beneficial and indispensable in the cryptocurrency market. Yet, it is improbable that the price will hit \$1,000 in the near to medium term.

However, this could alter in the next years as a result of new advancements and partnerships. But, the price of \$1,000 is not yet Chainlink (LINK).

[TRADE_PLUGIN]LINKUSDT,LINKUSDT[/TRADE_PLUGIN]



[Download App for Android](#)

[Download App for iOS](#)

Will Chainlink (LINK) Hit \$100?

With its current market price of \$7.02, Chainlink's price must increase by approximately 14.24 times to reach \$100. In addition, it hit an all-time high price of \$50 in May 2021, increasing 56.81 times in 24 months (from a low of \$.088 in May 2019).

Thus, given its 2.36-fold monthly growth, LINK will take approximately six months to achieve \$100. (as per the calculations).

Nevertheless, given the current market conditions, it is not possible for LINK to achieve this value in such a short time frame. Thus, it will require longer time than that.

[TRADE_PLUGIN]LINKUSDT, LINKUSDT[/TRADE_PLUGIN]

Is LINK a Good Investment?


The first blockchain protocol to tackle the oracle problem is Chainlink. DeFi dApps are able to

provide lending, trading, and other financial services via the creation of decentralized oracles and pricing nodes that reliably report data to on-chain protocols.

In the future, the project intends to implement staking in order to entirely rework its tokenomics. This will generate incentives for node operators and token holders, as well as facilitate a punishment mechanism in which harmful actors lose money for their actions.

If the stars align, Chainlink will become the industry standard for middleware software connecting corporations and institutions to the blockchain economy. Yet even if these optimistic predictions do not materialize, the project will continue to play a vital role in regulating crypto data and assisting the DeFi ecosystem in its pursuit of decentralized financial instruments.

[TRADE_PLUGIN]LINKUSDT,LINKUSDT[/TRADE_PLUGIN]



[Download App for Android](#)

[Download App for iOS](#)

Conclusion

There is little doubt that LINK will appreciate in value over the next decade, but that doesn't make it a flawless investment. The risks involved are an essential part of any investor's analysis.


Chainlink, and the entire cryptocurrency sector, may face significant challenges in the form of regulation over the course of the next few years. Although regulation has been light so far, it continues to cast a shadow over the cryptocurrency market because no one knows how it will be structured.

In addition, new rules could emerge regarding DeFi protocols, and depending on how stringent they turn out to be, they could have a profound effect on the cost of Chainlink, which serves as an oracle

for many DeFi initiatives.

Keep an eye on Chainlink's competitors. While this is one of several smart contract platforms that make use of oracles and offer oracle services, there are many others. If Chainlink wants to be successful, it needs to keep up with the latest developments.

[TRADE_PLUGIN]LINKUSDT,LINKUSDT[/TRADE_PLUGIN]



[Download App for Android](#)

[Download App for iOS](#)

Conclusion

Chainlink is now a more attractive gaming alternative due to its skyrocketing value. An important advantage of Chainlink is that it does not charge any fees for payouts, unlike real money, where most casinos charge up to 7.5% for other transfer methods. Aside from little fees paid to third parties and miners, Chainlink transactions usually do not incur any fees whatsoever.



[Download App for Android](#)

[Download App for iOS](#)

FAQs

1.Do you think Chainlink (LINK) will reach \$100?

The experts at Chainlink Prediction believe that prices have the potential to rise to \$100 in the future. In 2024, not only will LINK hit \$100, but it is also expected to hit \$150.

2.Is Chainlink a good investment?

It's safe to say that, during the past 12 months, Chainlink has been one of the cryptocurrencies with the greatest market buzz. Considering this, it's safe to argue that LINK is a smart financial move.

3.What Do You Think Would Happen To Chainlink's (LINK) Value In 2023?

In 2023, Chainlink will maintain its strong performance, averaging \$25.60. The price of Chainlink is not likely to plummet in 2023, but it is anticipated to drop to a low of \$10.70.

4.What is chainlink's price prediction?

According to CoinPedia's formulated Chainlink price prediction, if the network updates in cryptography and starts new partnerships. Chainlink price might reach a maximum of \$12.653. On the flip side, many critics have begun questioning the purpose of LINK tokens in the project.

5.How much will chainlink cost in 2027?

Chainlink Price Forecast 2027: According to our analysts, LINK price for the year 2027 could range between \$28.108 to \$40.626 and the average price of Chainlink could be around \$34.862.

6.Can chainlink reach \$1000?

In this article, I'm gonna keep an open mind and try to figure out if Chainlink can reach \$1000. Yes, Chainlink can reach \$1000. A \$1000 Chainlink would have a market capitalization of \$440 Billion. Assuming a Chainlink dominance of 1.47% and a Bitcoin dominance of 35%, this might happen between 2027 and 2035 according to The Log Fit Model.

7.Could a wave count push the price of chainlink up?

The analyst highlights a potential wave count scenario that could potentially push the price of LINK

up to \$10 or \$11. Chainlink theoretically faces off against the entire cryptocurrency market as a cryptocurrency. However, there are only three major rivals to Chainlink as a project: Band Protocol, API3, and WINKlink.

[TRADE_PLUGIN]LINKUSDT, LINKUSDT[/TRADE_PLUGIN]

Where to Trade LINKUSDT Futures?


You can trade crypto futures on BTCC Now. Over 300 USDT-margined perpetual trading pairs are available for users to trade, including many popular altcoins and meme-coins.

[Trade LINKUSDT futures Now](#)

You can deposit and receive up to [10,055 USDT](#) now when you sign up and verify your account on BTCC. Every new user gets a **10 USDT** coupon after completing their registration. You will also get an additional **20 USDT** coupon on completing your KYC verification.

[Check more details.](#)

[GET 10 USDT WELCOME BONUS](#)



[Download App for Android](#)

[Download App for iOS](#)

About BTCC

BTCC is a leading cryptocurrency trading platform that is distinguished by its ability to balance the simplicity of use with advanced features. It provides a comprehensive educational program through the BTCC Academy, 24/7 customer support, and robust security to both novices and experts. BTCC is a top choice for digital asset investors due to its emphasis on user contentment, which fosters a secure and informed trading environment across a variety of cryptocurrencies.

BTCC is one of the few exchanges in the market that offers high-leverage options for investors and concentrates extensively on futures trading. Users have access to more than 300 USDT-margined perpetual trading pairs, which encompass numerous prominent altcoins and meme-coins. Additionally, the platform has recently implemented spot trading to facilitate novice users who may not be acquainted with futures trading.

- **Established Reputation:** BTCC is one of the oldest and most well-known cryptocurrency exchanges, having been operational since 2011. Its history in the market enhances its credibility and trustworthiness.
- **A Diverse Selection of Cryptocurrencies:** BTCC allows customers to access and exchange a wide range of digital assets.
- **Margin and Futures Trading:** BTCC provides margin and futures trading options, allowing customers to expand their trading holdings and potentially increase their profits.
- **Proficient Trading Instruments:** such as real-time market data, trading charts, and technical analysis indicators. These tools can help users make informed trading decisions.
- **Security Measures:** BTCC values security and uses a variety of safeguards to secure customer payments and information. This includes two-factor authentication (2FA) and cold storage of cryptocurrency assets.

BTCC Guide:

- [How to Trade Crypto Futures Contracts on BTCC](#)
- [BTCC Guide-How to Deposit Crypto on BTCC?](#)
- [What is Crypto Futures Trading - Beginner's Guide](#)
- [What is Leverage in Cryptocurrency? How Can I Trade at 100X Leverage?](#)
- [BTCC Review 2024: Best Crypto Futures Exchange](#)

Crypto Buying Guides:

- [How To Buy Bitcoin \(BTC\)](#)
- [How To Buy Pico](#)
- [How To Buy Ethereum \(ETH\)](#)
- [How To Buy Dogecoin \(DOGE\)](#)
- [How To Buy Pepe Coin \(PEPE\)](#)
- [How To Buy Ripple \(XRP\)](#)

Crypto Prediction:

- [Ethereum \(ETH\) Price Prediction 2024, 2025, 2030 — Will ETH Reach \\$10,000?](#)
- [Ethereum Price Prediction 2024, 2025, 2030: How High Can ETH Go in 2024?](#)
- [Bitcoin \(BTC\) Price Prediction 2024, 2025, 2030 — Is BTC a Good Investment?](#)
- [Ripple \(XRP\) Price Prediction 2024, 2025, 2030 — Will XRP Reach \\$1 After SEC Lawsuit?](#)
- [Pi Coin Price Prediction 2024,2025,2030 — Is Pi Coin a Good Buy?](#)
- [Pepe \(PEPE\) Price Prediction 2024, 2025, 2030 - Will PEPE Reach \\$1](#)