

Deposit to earn rewards

Sign up and deposit to receive up to **10,055 USDT** in bonuses.
Exclusive for new users only.

Get it now

[PDF Database Document] - BTCC Cryptocurrency Exchange

Original:

<https://www.btcc.com/en-US/academy/research-analysis/cro-coin-price-prediction-2022-will-cronos-reach-1-soon>

CRO Coin Price Prediction 2022 - Will Cronos Reach \$1 Soon?


Quick Takeaways

-Bullish CRO coin price prediction 2022 is \$0.16 to \$0.488.

-Cronos price is also expected to hit \$1 soon.

-Bearish CRO coin price prediction 2022 is \$0.09.

In CRO coin price prediction 2022, we use statistics, price patterns, RVOL, RSI and other information about Cronos to analyze the future trend of the crypto.



[Download App for Android](#)

[Download App for iOS](#)

Current Market Status of Cronos (CRO)

CRO price is \$0.152946 with a 24-hour trading volume of \$18,268,060, according to CoinGecko. However, it has dropped to 0.7% in the last 24 hours.

Moreover, Cronos (CRO) has a circulating supply of 25,263,013,692 CRO. Currently, CRO trades in

cryptocurrency exchanges such as Crypto.com, Coinbase, DigiFinex, Bitget, OKX, KuCoin, Gate.io, BKEX, and Huobi global.

A Brief Glance at Cronos (CRO)

CRO is the native cryptocurrency of Cronos, the native blockchain of the Crypto.com exchange. Cronos is an open-source EVM-compatible blockchain built on Cosmos SDK. It utilizes the proof-of-stake (PoS) consensus.

Cronos blockchain supports the bridging of DApps and smart contracts of Ethereum and other blockchains to the Cosmos ecosystem through its inter-blockchain communication (IBC) protocols.

Crypto.org, formerly known as the Monaco technology firm, deployed the Monaco Coin (MCO) as the utility token. In 2018, the network launched the Cronos (CRO). CRO is primarily used as the utility token within the Crypto.com exchange. Users use these tokens in staking, governance, and in-exchange services. Cronos (CRO) was formerly known as the Crypto.com Coin (CRO). Later in February 2021, the token was renamed Cronos (CRO).



[Download App for Android](#)

[Download App for iOS](#)

CRO Coin Price Prediction 2022

Cronos (CRO) now ranks the 27th on CoinGecko. CRO coin price prediction 2022 is explained below with a daily time frame.



The above chart of Cronos (CRO) laid out an ascending channel pattern, also known as the rising channel. The upper and lower trendlines that connect the higher highs and higher lows respectively appear to move within a rising slope. This pattern is generally a characteristic of a bullish trend.

Currently, CRO is at \$0.144. If the pattern continues, the price of CRO might reach the resistance level of \$0.1606, and \$0.2046. If the trend reverses, then the price of CRO may fall to \$0.132, \$0.119, and \$0.097.

CRO Coin Price Prediction 2022 - Support and Resistance Levels of CRO

The chart below shows the support and resistance levels of Cronos (CRO).




From the above daily time frame, we can interpret the following as the resistance and support levels of CRO.

Resistance Level 1	\$0.1627
Resistance Level 2	\$0.2396
Resistance Level 3	\$0.3248
Resistance Level 4	\$0.4885
Support Level 1	\$0.1286
Support Level 2	\$0.0998

The charts show that CRO has performed a bullish trend over the last month. If this trend continues, CRO might run along with the bulls overtaking its resistance level at \$0.4885.

Accordingly, if the investors turn against the cryptocurrency, CRO price might plummet to near \$0.0998, a bearish signal.



[Download App for Android](#)

[Download App for iOS](#)

CRO Coin Price Prediction 2022 – RSI, MA and RVOL

Cronos's Relative Volume (RVOL) is shown in the chart below. It is an indicator that shows how the current trading volume has changed over a period of time compared to the previous trading volume. Currently, CRO's RVOL is below the cutoff line, indicating weak participants in the current trend.

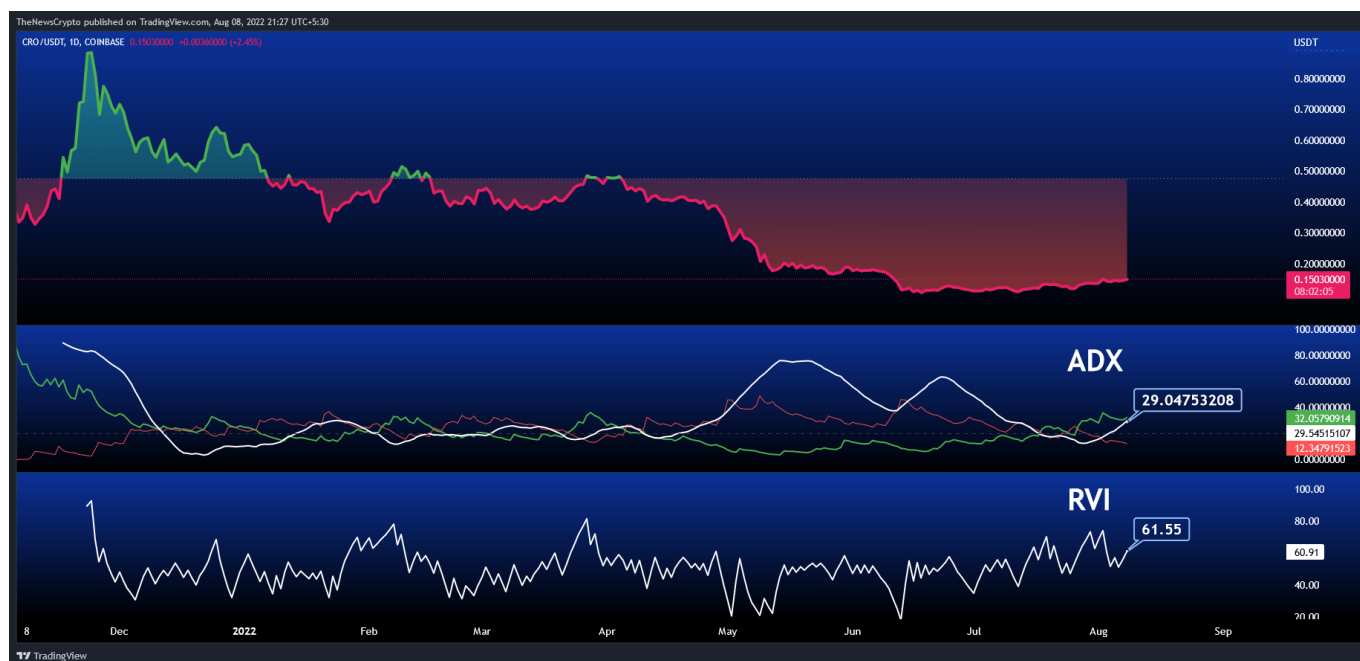


Moreover, the Moving Average (MA) of Cronos is shown in the above chart. Notably, the CRO price lies above 50 MA (short-term), so it is completely in an upward trend. Currently, Cronos is in a bullish state. There is a possibility of a reversal trend of CRO at any time.

Meanwhile, the relative strength index (RSI) of the CRO is at a level of 63.07. This means that CRO is in an nearly overbought state. However, this gives confidence to the traders to trade without any fear.

CRO Coin Price Prediction 2022— RVI, ADX

Now let's look at the Average Directional Index (ADX) of Cronos (CRO). It helps to measure the overall strength of the trend. The indicator is the average of the expanding price range values. This system tries to use DMI indicators with ADX to measure the strength of price movement in the positive and negative directions .



The above chart represents the ADX of Cronos. Currently, CRO lies in the range of 29.04, indicating a strong trend.

From the above chart, the Relative Volatility Index (RVI) of Cronos (CRO), RVI measures the constant deviation of price changes over a period of time. The RVI of CRO lies above 50, indicating high volatility. In fact, CRO's RSI is at 63.07, thus confirming a potential buy signal.

The advertisement for BTCC features a green background with the BTCC logo at the top center. Below the logo, the text reads "Level up your VIP status for more benefits" in yellow and "BTCC - Your preferred crypto futures exchange" in white. At the bottom, there are three buttons: "Download our app now" (white text on a green button), "Available on the App Store" (white text on a black button with the Apple logo), and "GET IT ON Google Play" (white text on a black button with the Google Play logo). To the right of these buttons, it says "Support fiat and crypto deposits". The background also includes faint images of gold coins and a blue coin with a white arrow.

[Download App for Android](#)

[Download App for iOS](#)

Cronos (CRO) vs. BTC, ETH

The below chart suggests the price comparison between Cronos and Bitcoin, Ethereum.



Cronos Coin Price Prediction 2023

If the declining price action completely slows down in momentum and the trend reverses, CRO might probably attain \$2 by 2023.



[Download App for Android](#)

[Download App for iOS](#)

Cronos Coin Price Prediction 2025

If CRO sustains major resistance levels and continues to be acknowledged as a better investment option among crypto investors for the next 3 years, Cronos will rise to hit \$4.2.

Cronos Coin Price Prediction 2030

With greater advancements in the Cronos ecosystem, the crypto community might continue to invest in Cronos for the next 8 years and drive significant price increase for the token. Hence, CRO might hit \$10.5 by 2030.



[Download App for Android](#)

[Download App for iOS](#)

CRO Coin Price Prediction 2022: Conclusion

As the Cronos network continues to improve, we can say that 2022 will be a rewarding year for CRO. Therefore, Cronos (CRO) has a bullish price forecast for 2022 of \$0.4885. On the other hand, Cronos (CRO) has a bearish price forecast for 2022 of \$0.097.

Moreover, as the Cronos ecosystem advances and upgrades, Cronos (CRO) could reach \$1 in performance, thus attracting the attention of investors. It will also soon rise to an all-time high (ATH) of \$0.965407.

Read More:

[*Where Can I Buy Tamadoge Coin – Hottest New Meme Coin on Presale*](#)

[*Battle Infinity \(IBAT\) Crypto Will First List on PancakeSwap August 17th*](#)

[*Pi Network Mainnet: When Is Pi Coin Launching?*](#)

[*Optimism Crypto Price Prediction: Will OP Token Hit \\$5?*](#)

[*Shiba Eternity Game or Tamadoge Play-to-Earn App*](#)