

Deposit to earn rewards

Sign up and deposit to receive up to **10,055 USDT** in bonuses.
Exclusive for new users only.

Get it now

[PDF Database Document] - BTCC Cryptocurrency Exchange

Original:

<https://www.btcc.com/en-US/academy/research-analysis/djt-stock-price-prediction-2025-2026-2030>

DJT Stock Price Prediction: 2025, 2026, 2030

Strong feelings, both positive and negative, are evoked by the name of Donald Trump. Because stock prices can be driven by emotions rather than reason, experts may disregard standard tools when making stock predictions due to divided emotions and a loyal following. The potential ascent of the already overpriced DJT (Donald John Trump) stock is compared by some analysts to a GameStop 2.0 situation in which fervent followers push the price upward despite the lack of substance.

On the other hand, despite the scandal, Trump's commercial sense is undeniable. Putting ethics and feelings aside, stock price forecast is still purely speculative. No one can accurately forecast market movements, even if technical research, fundamental analysis, and even AI pricing models can offer valuable insights.

It's evident that a sizable section of the American public supported Trump, which benefited the stock. Find out if DJT is a wise investment after the election and beyond by reading on for price forecasts.

[TRADE_PLUGIN]BTCUSDT,ETHUSDT[/TRADE_PLUGIN]

DJT Stock Overview

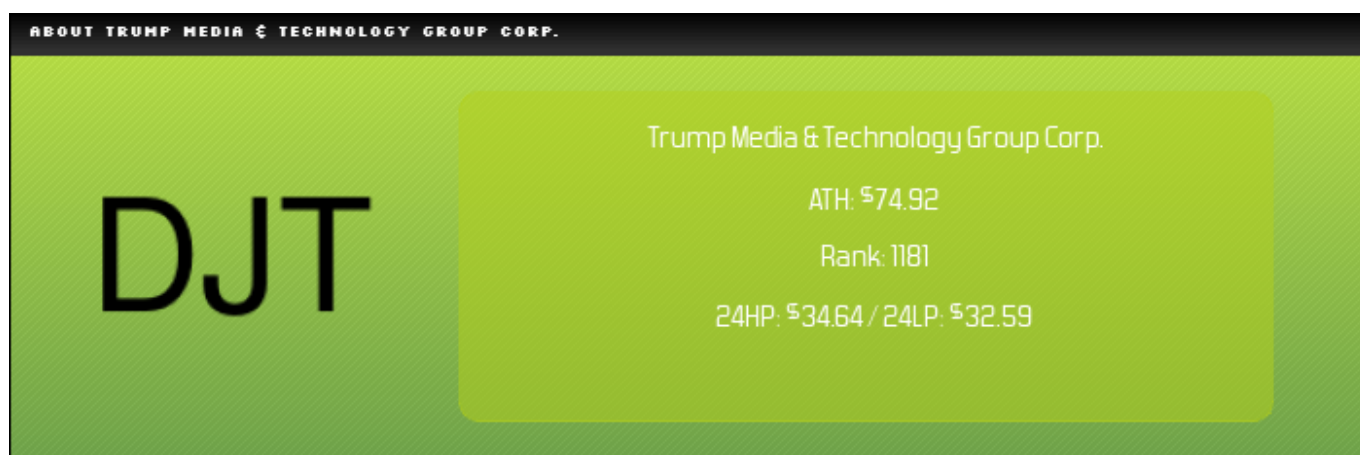
With a year-to-date gain of 98.91%, DJT stock is worth \$34.71 as of December 20, 2024. Its all-time high was \$97.54 in 2022, so it's still far from there.

The \$7.53 billion market cap of DJT is a reflection of Trump's extensive portfolio, which includes properties in New York City, hotels throughout the world, royalties from television and books, and

other unrelated company interests. Truth Social, the flagship product of Trump Media, is currently available on both iOS and Android devices; it serves as an alternative to X (Twitter).


Possibly more than everything else that happened this year, the assassination attempt on July 13, 2024, boosted Trump's company (and presidential aspirations). On July 15, DJT shares surged more than 30% before leveling down the next day.

Contrarily, neither Trump's supporters nor the stock's long-term success were hurt by his 34 felony convictions. It would be unwise to short DJT stock at this time, even though some analysts have suggested a 30% overvaluation. Despite weak underlying fundamentals, Trump's cause has amassed a large following, which could lead to more stock price gains.



DJT	
Stock	Trump Media & Technology Group Corp.
Last Price	\$ 32.71 ▼ -3.24%
Rank	1181
Market Cap	\$ 7.1B
24H Trading Volume	\$ 8.3M
Exchange	NASDAQ
Open	\$ 33.93
Previous Close	\$ 33.93
High	\$ 34.64
Low	\$ 32.59
ATH	\$ 74.92 / 2024-03-26
Website	
CEO	
Total Employees	

Industry	
Address	
City	
State	
Country	
Zip	
Phone	
Update Time	2025-01-25 16:20:01



[Download App for Android](#)

[Download App for iOS](#)

DJT Stock Price Performance

Here's a quick recap of the price performance in DJT.

Price Change 1H Percent	52.21%
Price Change 1D Percent	-3.24%
Price Change 7D Percent	-18.23%
Price Change 30D Percent	-8.66%
Price Change 90D Percent	-15.80%
Price Change 365D Percent	-54.08%

[TRADE_PLUGIN]SHIBUSDT,SHIBUSDT[/TRADE_PLUGIN]

DJT Stock Technical Analysis

All financial markets use moving averages (MA), a well-liked indicator that smoothes price movement over a predetermined period of time. Since they are a trailing indication, past price activity has an impact on them. The simple moving average (SMA) and exponential moving average (EMA) are the two forms of moving averages shown in the table below.

Daily Simple Moving Average (SMA) & Daily Exponential Moving Average (EMA)

Date Calculated:2025-01-25

3_SMA	\$ 34.23	3_EMA	\$ 33.54
5_SMA	\$ 36.73	5_EMA	\$ 34.64
10_SMA	\$ 37.69	10_EMA	\$ 36.43
20_SMA	\$ 36.48	20_EMA	\$ 36.55
21_SMA	\$ 36.41	21_EMA	\$ 36.51
50_SMA	\$ 34.36	50_EMA	\$ 34.76
100_SMA	\$ 29.12	100_EMA	\$ 32.77
200_SMA	\$ 32.58	200_EMA	\$ 32.26

Weekly Simple Moving Average (SMA) & Weekly Exponential Moving Average (EMA)

Date Calculated:2025-01-25

21_SMA_weekly	\$ 29.58	21_EMA_weekly	\$ 33.58
50_SMA_weekly	\$ 0.00	50_EMA_weekly	\$ 0.00
100_SMA_weekly	\$ 0.00	100_EMA_weekly	\$ 0.00
200_SMA_weekly	\$ 0.00	200_EMA_weekly	\$ 0.00

[TRADE_PLUGIN]SHIBUSDT,SHIBUSDT[/TRADE_PLUGIN]



[Download App for Android](#)

[Download App for iOS](#)

Short-Term DJT Stock Price Prediction

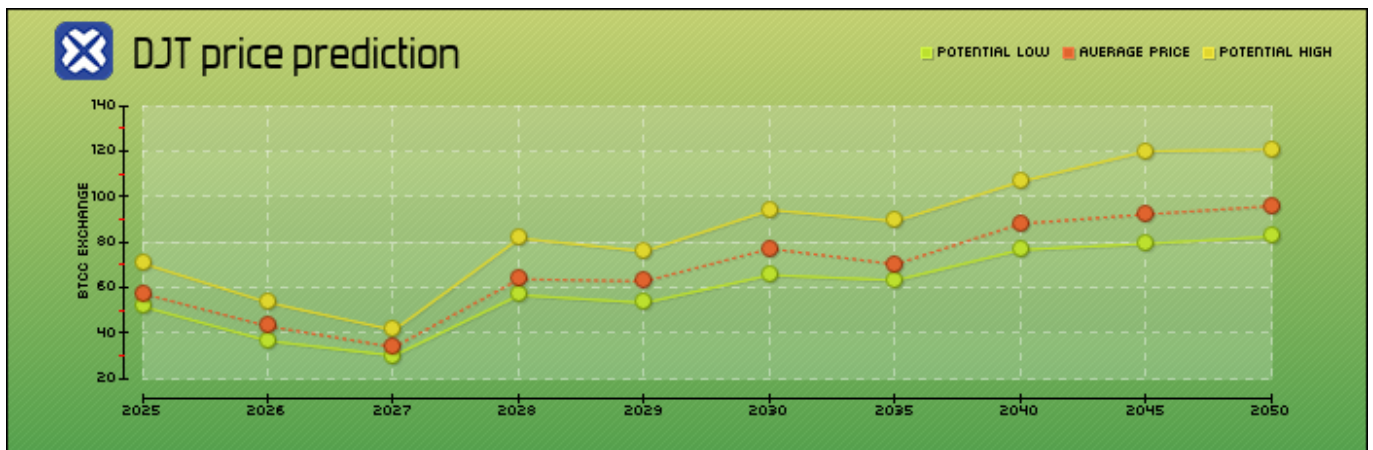
Over the next few days, DJT will reach the lowest price of \$ 41.11 on Feb 12, 2025, which would represent 48.88% decline compared to the current price.



Date	Price Prediction	Change
2025-01-24	\$ 33.55	2.57%
2025-01-26	\$ 33.51	2.45%
2025-01-29	\$ 33.45	2.26%
2025-02-01	\$ 33.17	1.40%
2025-02-04	\$ 32.38	-1.01%
2025-02-07	\$ 31.59	-3.41%
2025-02-10	\$ 27.53	-15.82%
2025-02-13	\$ 23.29	-28.81%
2025-02-16	\$ 21.33	-34.80%
2025-02-19	\$ 21.00	-35.80%
2025-02-22	\$ 20.70	-36.72%

DJT Stock Price Prediction for 2025-2050

Over the next several years, DJT is projected to increase, with prices potentially reaching \$ 84.90 by 2030. The long-term forecast suggests a bullish trend, with potential lows of \$ 48.82 and highs of \$ 153.80 over the period.



Year	Yearly Low	Yearly Average	Yearly High
2025	\$ 51.78	\$ 57.53	\$ 70.76
2026	\$ 36.72	\$ 43.20	\$ 53.57
2027	\$ 30.28	\$ 34.02	\$ 41.50
2028	\$ 56.92	\$ 63.96	\$ 81.87
2029	\$ 53.53	\$ 62.98	\$ 76.21
2030	\$ 65.75	\$ 77.35	\$ 94.37
2035	\$ 63.42	\$ 70.47	\$ 89.50
2040	\$ 76.87	\$ 88.36	\$ 106.92
2045	\$ 79.52	\$ 92.47	\$ 120.21
2050	\$ 82.65	\$ 96.10	\$ 121.09



[Download App for Android](#)

[Download App for iOS](#)

DJT Stock Earnings History

Report Date	Forecasted EPS	Reported EPS	Last Year's EPS	EPS YoY Change
2024-08-09	- 0.00	- -0.10	- 0.00	%
2024-03-31	- 0.00	- -3.61	- 0.00	%
2023-12-30	- 0.00	- -0.02	- 0.00	%
	-	-	-	%
	-	-	-	%
	-	-	-	%
	-	-	-	%
	-	-	-	%
	-	-	-	%
	-	-	-	%

DJT Stock Price Prediction: FAQs

Is it better to purchase or sell stock in Trump Media & Technology Group Corp.?

It is probably not a good time to buy or sell DJT stock if you do not already possess some. If you possess the stock, you have two options: sell now and accept a potential loss, or wait out the storm and hope for long-term gains. Long-term forecasts, however, show that there is no assurance of higher profits down the road, and that all investments are risky. Before making any investing selections, do extensive study.

What is the number of DJT shares?

There are 216.80 million shares of DJT in circulation.

How much does the stock of Trump Media & Technology Group Corp. now trade for?

The stock price of Trump Media & Technology Group Corp. is \$34.71 per share as of December 20, 2024.



[Download App for Android](#)

[Download App for iOS](#)

Why Choose BTCC?

BTCC is known as the world's longest-running exchange. Since its establishment, the platform has withstood multiple bull and downturn markets without reporting a single hacking incident, making it one of the most trusted exchanges in existence.



The firm's products are designed to meet the needs and desires of both rookie and experienced traders. Here are five reasons for using the exchange:

- **Available Cryptocurrencies on the Exchange**

As a leading cryptocurrency exchange, BTCC's platform supports over 300 cryptocurrencies, allowing investors to diversify their digital portfolios and explore numerous investment opportunities in the digital currency market. The site also provides access to newer but equally intriguing alternatives, including Litecoin (LTC) and Ripple (XRP).

The number of trading coins is projected to increase as BTCC is committed to innovation and adopting new yet promising digital currencies in order to reach a wider spectrum of traders.

- **Easy to use**

When choosing a decent cryptocurrency exchange, simplicity of use is an important thing to consider. The BTCC app has an intuitive and user-friendly layout that is appropriate for both new and experienced traders, making trading on the platform simple and efficient. It contains features like as price alerts and real-time market data, which improve the trading experience. The program also includes security features like two-factor authentication and cold storage for cash.

The site includes a competent charting system that displays information such as a cryptocurrency's 24-hour price movement, 24-hour low/high, and daily volume. These features make it simple to use and available to the great majority.

- **Reputable Customer Service**

BTCC has a good reputation in terms of customer service. The exchange offers users service via live chat and email on its website. It has official accounts on several social media platforms, including X (previously Twitter), LinkedIn, Instagram, YouTube, and Facebook. The website also has a part with blogs, news, and support centres for users who require assistance.

When users encounter problems or have complaints while using the cryptocurrency exchange, they can receive prompt customer service via email and live chat. BTCC provides 24/7 online customer care.

- **BTCC Trading Features and Tools**


BTCC offers a wide range of trading services, including spot trading, futures trading, and margin

trading. It offers high leverage choices for many trading pairs, making it suited for a wide range of traders.

- **Welcome Bonus and Campaigns**

BTCC currently provides several campaigns. Investors can join in these campaigns and earn interesting prizes. For example, new users can earn rewards up to 10,055 USDT by completing relevant missions such as registration, identity verification, making first deposits, and cumulative futures trading volume. Existing users can earn up to 1,255 USDT per referral when they invite their friends to join BTCC.

[**Trade on BTCC Now**](#)



[Download App for Android](#)

[Download App for iOS](#)

BTCC FAQs

Is BTCC safe?

Based on its track record since 2011, BTCC has established itself as a secure cryptocurrency exchange. There have been no reports of fraudulent activity involving user accounts or the platform's infrastructure. By enforcing mandatory know-your-customer (KYC) and anti-money laundering (AML) procedures, the cryptocurrency trading platform gives consumers greater security. For operations like withdrawals, it also provides extra security features like two-factor authentication (2FA).

Is KYC Necessary for BTCC?

Indeed. Before using BTCC goods, users must finish the Know Your Customer (KYC) process. A facial recognition scan and legitimate identification documents must be submitted for this process. Usually, it is finished in a few minutes. This procedure has the benefit of strengthening the security of the exchange and satisfying legal requirements.

Because their accounts will have a lower daily withdrawal limit, those who do not finish their KYC are unable to make deposits. It should be noted that those who present a legitimate ID without a facial recognition scan will likewise have restricted withdrawal options.

Is There a Mobile App for BTCC?

Indeed. For users of iOS and Android, BTCC has a mobile app. The exchange's website offers the mobile app for download. Since both the web version and the mobile app have the same features and capabilities, they are comparable.

Will I Have to Pay BTCC Trading Fees?

Indeed. BTCC levies a fee for trade, just like a lot of other centralised exchanges. Each user's VIP level, which is unlocked according to their available money, determines the different costs. The BTCC website provides information on the charge rates.

Can I Access BTCC From the U.S.?

You can, indeed. According to its website, BTCC has obtained a crypto license from the US Financial Crimes Enforcement Network (FinCEN), which enables the cryptocurrency exchange to provide its services to investors who are headquartered in the US.

According to BTCC's User Agreement document, its goods are not allowed to be used in nations and organisations that have been sanctioned by the United States or other nations where it has a licence.

BTCC Guide:

- [How to Trade Crypto Futures Contracts on BTCC](#)
- [BTCC Guide-How to Deposit Crypto on BTCC?](#)
- [What is Crypto Futures Trading - Beginner's Guide](#)
- [What is Leverage in Cryptocurrency? How Can I Trade at 100X Leverage?](#)
- [BTCC Review 2024: Best Crypto Futures Exchange](#)

Crypto Buying Guides:

- [How To Buy Bitcoin \(BTC\)](#)
- [How To Buy Picooin](#)

- [How To Buy Ethereum \(ETH\)](#)
- [How To Buy Dogecoin \(DOGE\)](#)
- [How To Buy Pepe Coin \(PEPE\)](#)
- [How To Buy Ripple \(XRP\)](#)

Crypto Price Prediction:

- [Ethereum \(ETH\) Price Prediction 2024, 2025, 2030 — Will ETH Reach \\$10,000?](#)
- [Ethereum Price Prediction 2024, 2025, 2030: How High Can ETH Go in 2024?](#)
- [Bitcoin \(BTC\) Price Prediction 2024, 2025, 2030 — Is BTC a Good Investment?](#)
- [Ripple \(XRP\) Price Prediction 2024, 2025, 2030 — Will XRP Reach \\$1 After SEC Lawsuit?](#)
- [Pi Coin Price Prediction 2024,2025,2030 — Is Pi Coin a Good Buy?](#)
- [Pepe \(PEPE\) Price Prediction 2024, 2025, 2030 - Will PEPE Reach \\$1](#)