

Deposit to earn rewards

Sign up and deposit to receive up to **10,055 USDT** in bonuses.
Exclusive for new users only.

Get it now

[PDF Database Document] - BTCC Cryptocurrency Exchange

Original:

<https://www.btcc.com/en-US/academy/research-analysis/fubotv-fubo-stock-forecast-price-prediction-202520262030>

fuboTV (FUBO) Stock Forecast & Price Prediction 2025,2026,2030

As a specialized streaming service that focuses on live events and sports, FuboTV (NYSE: FUBO) has drawn interest from investors. Its stock has performed inconsistently, and analysts have differing opinions about where it will go in the future. In order to assist investors in making wise choices, we examine the stock's present state as well as price predictions for 2025,2026 and 2030.

[TRADE_PLUGIN]BTCUSDT,ETHUSDT[/TRADE_PLUGIN]

fuboTV (FUBO) Stock Overview

The value of FUBO stock has fluctuated wildly over the past few months. An interesting fact is that FuboTV analyst Laura Martin had a 28% success record with her ratings, with 7 of her 25 ratings in the last year making a profit. This is a reflection of how FuboTV's high-growth, hazardous business model makes precise performance predictions difficult. Despite inconsistent profitability outcomes and competitive pressure from large streaming providers, investor expectations are still shaped by other variables including market sentiment and sales growth.



fuboTV
 Website: <http://www.fubo.tv>
 ATH: \$62.29
 Rank: 2304
 24HP: \$6.10 / 24LP: \$4.55

Stock	fuboTV
Last Price	\$ 5.35 ▲ 15.18%
Rank	2304
Market Cap	\$ 1.8B
24H Trading Volume	\$ 174.3M
Exchange	NYSE
Open	\$ 4.63
Previous Close	\$ 4.63
High	\$ 6.10
Low	\$ 4.55
ATH	\$ 62.29 / 2020-12-22
Website	http://www.fubo.tv
CEO	David Gandler
Total Employees	208
Industry	Movies/Entertainment
Address	1330 Avenue of the Americas
City	New York
State	NY
Country	US
Zip	10019
Phone	1.212.672.0055
Update Time	2025-01-10 06:47:37



[Download App for Android](#)

[Download App for iOS](#)

fuboTV (FUBO) Stock Price Performance

Here's a quick recap of the price performance in FUBO stock.

Price Change 1H Percent	171.57%
Price Change 1D Percent	15.18%
Price Change 7D Percent	280.78%
Price Change 30D Percent	205.71%
Price Change 90D Percent	232.30%
Price Change 365D Percent	81.97%

[TRADE_PLUGIN]BTCUSDT,ETHUSDT[/TRADE_PLUGIN]

fuboTV (FUBO) Stock Technical Analysis

All financial markets use moving averages (MA), a well-liked indicator that smoothes price movement over a predetermined period of time. Since they are a trailing indication, past price activity has an impact on them. The simple moving average (SMA) and exponential moving average (EMA) are the two forms of moving averages shown in the table below.

Daily Simple Moving Average (SMA) & Daily Exponential Moving Average (EMA)

Date Calculated:2025-01-10

3_SMA	\$ 5.32	3_EMA	\$ 5.42
5_SMA	\$ 3.76	5_EMA	\$ 4.89
10_SMA	\$ 2.54	10_EMA	\$ 3.48
20_SMA	\$ 2.02	20_EMA	\$ 2.53
21_SMA	\$ 2.01	21_EMA	\$ 2.49
50_SMA	\$ 1.75	50_EMA	\$ 1.94
100_SMA	\$ 1.69	100_EMA	\$ 1.74
200_SMA	\$ 1.52	200_EMA	\$ 1.74

Weekly Simple Moving Average (SMA) & Weekly Exponential Moving Average (EMA)

Date Calculated:2025-01-10

21_SMA_weekly	\$ 1.73	21_EMA_weekly	\$ 1.87
50_SMA_weekly	\$ 1.67	50_EMA_weekly	\$ 1.86
100_SMA_weekly	\$ 1.97	100_EMA_weekly	\$ 3.07
200_SMA_weekly	\$ 8.85	200_EMA_weekly	\$ 5.76

[TRADE_PLUGIN]BTCUSDT,ETHUSDT[/TRADE_PLUGIN]

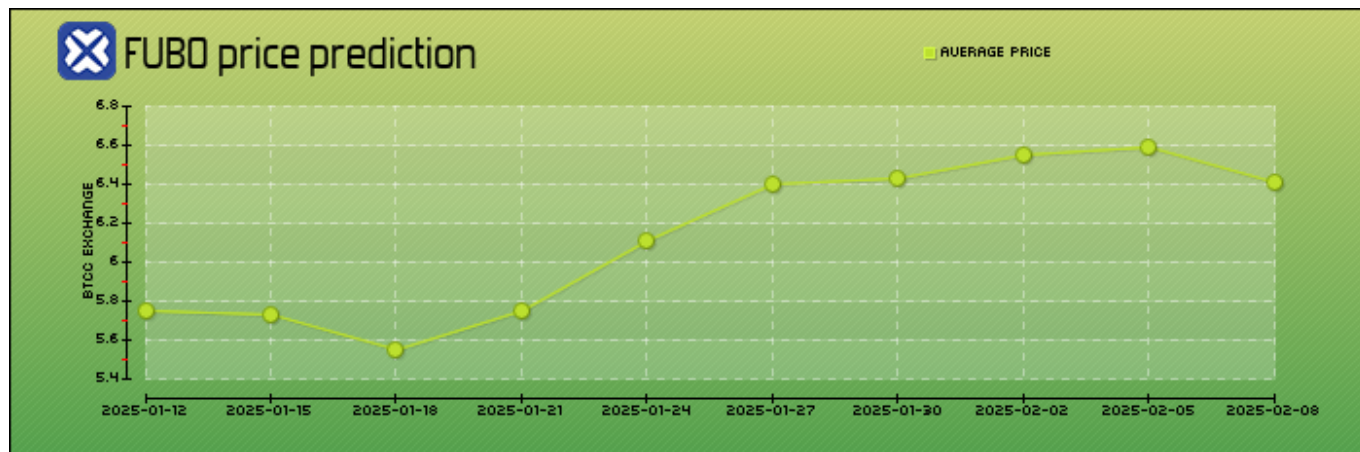
A promotional banner for BTCC, a crypto futures exchange. The banner features the BTCC logo at the top center, with the text "Level up your VIP status for more benefits" in yellow and "BTCC - Your preferred crypto futures exchange" in white below it. At the bottom, there are buttons for "Download our app now", "Available on the App Store", and "GET IT ON Google Play", along with the text "Support fiat and crypto deposits". The background is green with a faint grid pattern and some crypto-related icons like a blue coin and gold coins.

[Download App for Android](#)

[Download App for iOS](#)

Short-Term fuboTV (FUBO) Stock Price Prediction

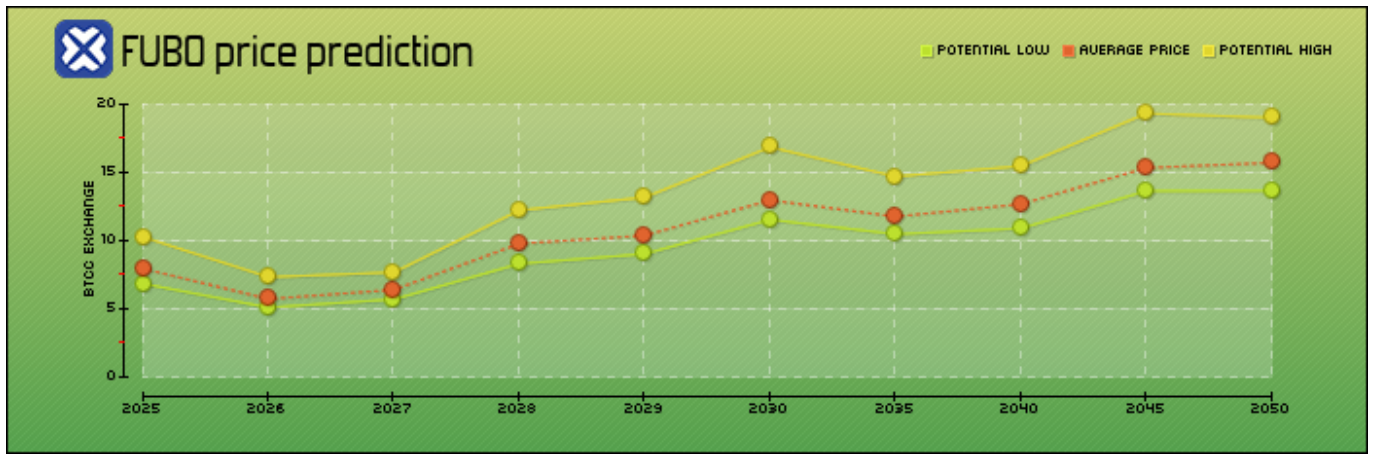
Over the next few days, FUBO stock will reach the highest price of \$ 6.41 on Feb 8th, which would represent 5.27% growth compared to the current price.



Date	Price Prediction	Change
2025-01-10	\$ 5.35	0.00%
2025-01-12	\$ 5.75	7.54%
2025-01-15	\$ 5.73	7.08%
2025-01-18	\$ 5.55	3.75%
2025-01-21	\$ 5.75	7.55%
2025-01-24	\$ 6.11	14.23%
2025-01-27	\$ 6.40	19.66%
2025-01-30	\$ 6.43	20.25%
2025-02-02	\$ 6.55	22.44%
2025-02-05	\$ 6.59	23.25%
2025-02-08	\$ 6.41	19.82%

fuboTV (FUBO) Stock Price Prediction for 2025-2050

Over the next several years, FUBO is projected to increase, with prices potentially reaching \$ 14.16 by 2030. The long-term forecast suggests a bullish trend, with potential lows of \$ 4.72 and highs of \$ 19.65 over the period.



Year	Yearly Low	Yearly Average	Yearly High
2025	\$ 6.84	\$ 7.95	\$ 10.26
2026	\$ 5.10	\$ 5.73	\$ 7.33
2027	\$ 5.70	\$ 6.40	\$ 7.68
2028	\$ 8.31	\$ 9.78	\$ 12.23
2029	\$ 9.03	\$ 10.38	\$ 13.18
2030	\$ 11.54	\$ 12.97	\$ 16.86
2035	\$ 10.48	\$ 11.77	\$ 14.71
2040	\$ 10.90	\$ 12.68	\$ 15.47
2045	\$ 13.65	\$ 15.34	\$ 19.33
2050	\$ 13.67	\$ 15.72	\$ 19.02



[Download App for Android](#)

[Download App for iOS](#)

fuboTV (FUBO) Stock Price Prediction for 2025

The value of FUBO stock has fluctuated wildly over the past few months. An interesting fact is that FuboTV analyst Laura Martin had a 28% success record with her ratings, with 7 of her 25 ratings in the last year making a profit. This is a reflection of how FuboTV's high-growth, hazardous business

model makes precise performance predictions difficult. Despite inconsistent profitability outcomes and competitive pressure from large streaming providers, investor expectations are still shaped by other variables including market sentiment and sales growth.

fuboTV (FUBO) Stock Price Prediction for 2030

Observations from earlier years suggest that FuboTV will have made a full recovery by 2030, according to analysts. Some support for this long-term view comes from the price trajectory of the corporation from 2026 to 2028, when prices were volatile but generally went higher. Predictions for FuboTV's shares remain conservative, but they range from around \$1.73 in late 2027 to higher values by 2030. In an already crowded streaming industry, FuboTV's capacity to attract and keep its core customers will certainly have a major impact on these projections.

[TRADE_PLUGIN]BTCUSDT,ETHUSDT[/TRADE_PLUGIN]



[Download App for Android](#)

[Download App for iOS](#)


fuboTV (FUBO) Stock Price History

Date	Open	High	Low	Close	Volume
2022-01-10	\$ 13.96	\$ 14.40	\$ 12.79	\$ 13.56	11.0M
2023-01-10	\$ 1.87	\$ 1.88	\$ 1.70	\$ 1.85	9.2M

2024-01-10	\$ 2.90	\$ 2.99	\$ 2.87	\$ 2.94	7.1M
2022-01-10	\$ 13.96	\$ 14.40	\$ 12.79	\$ 13.56	11.0M
2023-01-10	\$ 1.87	\$ 1.88	\$ 1.70	\$ 1.85	9.2M

fuboTV (FUBO) Stock Earnings History

Report Date	Forecasted EPS	Reported EPS	Last Year's EPS	EPS YoY Change
2024-11-01	- -0.12	- -0.08	- -0.22	-63.64%
2024-08-06	- -0.09	- -0.04	- -0.12	-66.67%
2024-05-03	- -0.15	- -0.11	- -0.37	-70.27%
2024-03-01	- -0.25	- -0.17	- -0.48	-64.58%
2023-11-03	- -0.25	- -0.22	- -0.82	-73.17%
2023-08-04	- -0.23	- -0.12	- -0.63	-80.95%
2023-05-05	- -0.40	- -0.37	- -0.89	-58.43%
2023-02-27	- -0.76	- -0.48	- -0.76	-36.84%
2022-11-04	- -0.73	- -0.82	- -0.59	38.98%
2022-08-04	- -0.69	- -0.63	- -0.68	-7.35%



[Download App for Android](#)

[Download App for iOS](#)

Is fuboTV (FUBO) Stock a Good Investment?

A few important considerations should be made by investors thinking about FuboTV. With a negative rating score of -3.672, the prognosis for FuboTV is uncertain, despite analysts' consensus price objective of \$3.09. The niche nature of sports streaming and the company's potential for growth are FuboTV's strongest points. There are a lot of obstacles that the business must overcome, such as high expenses, competition, and low profitability. Each investor needs to take stock of their own risk tolerance.

Why Choose BTCC?

BTCC is known as the world's longest-running exchange. Since its establishment, the platform has withstood multiple bull and downturn markets without reporting a single hacking incident, making it one of the most trusted exchanges in existence.



The firm's products are designed to meet the needs and desires of both rookie and experienced traders. Here are five reasons for using the exchange:

- **Available Cryptocurrencies on the Exchange**

As a leading cryptocurrency exchange, BTCC's platform supports over 300 cryptocurrencies, allowing investors to diversify their digital portfolios and explore numerous investment opportunities in the digital currency market. The site also provides access to newer but equally intriguing alternatives, including Litecoin (LTC) and Ripple (XRP).

The number of trading coins is projected to increase as BTCC is committed to innovation and

adopting new yet promising digital currencies in order to reach a wider spectrum of traders.

- **Easy to use**

When choosing a decent cryptocurrency exchange, simplicity of use is an important thing to consider. The BTCC app has an intuitive and user-friendly layout that is appropriate for both new and experienced traders, making trading on the platform simple and efficient. It contains features like as price alerts and real-time market data, which improve the trading experience. The program also includes security features like two-factor authentication and cold storage for cash.

The site includes a competent charting system that displays information such as a cryptocurrency's 24-hour price movement, 24-hour low/high, and daily volume. These features make it simple to use and available to the great majority.

- **Reputable Customer Service**

BTCC has a good reputation in terms of customer service. The exchange offers users service via live chat and email on its website. It has official accounts on several social media platforms, including X (previously Twitter), LinkedIn, Instagram, YouTube, and Facebook. The website also has a part with blogs, news, and support centres for users who require assistance.

When users encounter problems or have complaints while using the cryptocurrency exchange, they can receive prompt customer service via email and live chat. BTCC provides 24/7 online customer care.

- **BTCC Trading Features and Tools**

BTCC offers a wide range of trading services, including spot trading, futures trading, and margin trading. It offers high leverage choices for many trading pairs, making it suited for a wide range of traders.

- **Welcome Bonus and Campaigns**

BTCC currently provides several campaigns. Investors can join in these campaigns and earn interesting prizes. For example, new users can earn rewards up to 10,055 USDT by completing relevant missions such as registration, identity verification, making first deposits, and cumulative futures trading volume. Existing users can earn up to 1,255 USDT per referral when they invite their friends to join BTCC.

[Trade on BTCC Now](#)



[Download App for Android](#)

[Download App for iOS](#)

BTCC FAQs

Is BTCC safe?

Based on its track record since 2011, BTCC has established itself as a secure cryptocurrency exchange. There have been no reports of fraudulent activity involving user accounts or the platform's infrastructure. By enforcing mandatory know-your-customer (KYC) and anti-money laundering (AML) procedures, the cryptocurrency trading platform gives consumers greater security. For operations like withdrawals, it also provides extra security features like two-factor authentication (2FA).

Is KYC Necessary for BTCC?

Indeed. Before using BTCC goods, users must finish the Know Your Customer (KYC) process. A facial recognition scan and legitimate identification documents must be submitted for this process. Usually, it is finished in a few minutes. This procedure has the benefit of strengthening the security of the exchange and satisfying legal requirements.

Because their accounts will have a lower daily withdrawal limit, those who do not finish their KYC are unable to make deposits. It should be noted that those who present a legitimate ID without a facial recognition scan will likewise have restricted withdrawal options.

Is There a Mobile App for BTCC?

Indeed. For users of iOS and Android, BTCC has a mobile app. The exchange's website offers the mobile app for download. Since both the web version and the mobile app have the same features and capabilities, they are comparable.

Will I Have to Pay BTCC Trading Fees?

Indeed. BTCC levies a fee for trade, just like a lot of other centralised exchanges. Each user's VIP level, which is unlocked according to their available money, determines the different costs. The BTCC website provides information on the charge rates.

Can I Access BTCC From the U.S.?

You can, indeed. According to its website, BTCC has obtained a crypto license from the US Financial Crimes Enforcement Network (FinCEN), which enables the cryptocurrency exchange to provide its services to investors who are headquartered in the US.

According to BTCC's User Agreement document, its goods are not allowed to be used in nations and organisations that have been sanctioned by the United States or other nations where it has a licence.

BTCC Guide:

- [How to Trade Crypto Futures Contracts on BTCC](#)
- [BTCC Guide-How to Deposit Crypto on BTCC?](#)
- [What is Crypto Futures Trading - Beginner's Guide](#)
- [What is Leverage in Cryptocurrency? How Can I Trade at 100X Leverage?](#)
- [BTCC Review 2024: Best Crypto Futures Exchange](#)

Crypto Buying Guides:

- [How To Buy Bitcoin \(BTC\)](#)
- [How To Buy Picooin](#)
- [How To Buy Ethereum \(ETH\)](#)

- [How To Buy Dogecoin \(DOGE\)](#)
- [How To Buy Pepe Coin \(PEPE\)](#)
- [How To Buy Ripple \(XRP\)](#)

Crypto Prediction:

- [Ethereum \(ETH\) Price Prediction 2024, 2025, 2030 — Will ETH Reach \\$10,000?](#)
- [Ethereum Price Prediction 2024, 2025, 2030: How High Can ETH Go in 2024?](#)
- [Bitcoin \(BTC\) Price Prediction 2024, 2025, 2030 — Is BTC a Good Investment?](#)
- [Ripple \(XRP\) Price Prediction 2024, 2025, 2030 — Will XRP Reach \\$1 After SEC Lawsuit?](#)
- [Pi Coin Price Prediction 2024,2025,2030 — Is Pi Coin a Good Buy?](#)
- [Pepe \(PEPE\) Price Prediction 2024, 2025, 2030 - Will PEPE Reach \\$1](#)