

Deposit to earn rewards

Sign up and deposit to receive up to **10,055 USDT** in bonuses.
Exclusive for new users only.

Get it now

[PDF Database Document] - BTCC Cryptocurrency Exchange

Original:

<https://www.btcc.com/en-US/academy/research-analysis/hbar-price-prediction-2023-2025-2030-will-hbar-coin-reach-1>

HBAR Price Prediction 2023, 2025, 2030: Is HBAR a Good Investment?

HBAR Price Prediction - An Overview

-End of 2023: As per our HBAR price prediction, Hedera Hashgraph price is expected to range between \$0.072 and \$0.089 in 2023.

-End of 2025: Our HBAR price prediction 2025 forecasts that the expected maximum and minimum prices of Hedera will be \$0.28 and \$0.23 in 2025.

-End of 2030: Based on our HBAR price prediction 2030, Hedera Hashgraph can have a long-term future, so there may be scope for HBAR coin price to cross the \$0.60 mark by the end of 2030.

Trade on BTCC with 10 FREE USDT.

Signup today to redeem your bonus.

10,055 USDT DEPOSIT BONUS

In February, Hedera recorded significant milestones and entered into a lucrative partnership with multinational technology company DELL. This tech giant's entry has boosted HBAR crypto price sharply.

Hedera Hashgraph (HBAR) is a powerful network focused on providing a sustainable, enterprise-grade [blockchain](#). It is conceptualized to address issues about accessibility and scalability, providing


solutions to questions remained unanswered in the blockchain world.

After reaching an all-time high of \$0.57, HBAR's price crashed along with the rest of the crypto market in 2022. Today, it trades at \$0.053. Still, HBAR is one of the most popular cryptos. Its market capitalization is around \$1.7 billion, making HBAR one of the top 50 cryptocurrencies. About 65% of the total HBAR supply is in circulation, with roughly 32 billion in circulation and a max supply of 50 billion.

The asset has been performing well this year, prompting investors everywhere to search for a Hedera Hashgraph price prediction. In this article we'll be casting our eyes over the HBAR price prediction for 2023, 2025 and 2030, and its potential prospects as a long-term investment.

Before diving into the Hedera price prediction and discussing numbers that might get you bored for no reason at all, let's take a look at Hedera's basic overview.

[TRADE_PLUGIN]HBARUSDT,BTCUSDT[/TRADE_PLUGIN]



[Download App for Android](#)

[Download App for iOS](#)

Hedera (HBAR) Overview

Copyright © 2023
All Rights Reserved
BTCC

GET 10 USDT WELCOME BONUS
GET 10,055 USDT DEPOSIT BONUS

What is Hedera (HBAR)?

Known as a more efficient alternative to blockchain, Hedera Hashgraph is a public network supported by hashgraph technology, a algorithm developed and patented in 2016 by the American mathematician Leemon Baird. The aim of Hedera ecosystem is to provide a high-speed, enterprise-grade public blockchain network.

The Hashgraph technology promises all the advantages of the blockchain, but without its drawback in the form of low transaction speed. Hedera's founders claim that this way is much faster, cheaper and "greener" than [blockchain technology](#) without sacrificing any security.

While Hedera, like other crypto projects, utilizes distributed ledger technology (DLT), it's unique in that the ledger structure is not a blockchain, but a Hashgraph consensus. Instead of a clear sequence of blocks (blockchain), the hashgraph consensus uses a Directed Acyclic Graph (DAG), which records information in a non-linear way, without a sequential chain of blocks.

Under the hashgraph technology, network participants (nodes) will not exchange all the information about the network, but only the transaction data. And the information is not stored in blocks, but in hashes. Therefore, everything happens much faster than in the blockchain.

Hedera's mission is to provide enterprise-grade, scalable network infrastructure for [DApps](#), with use cases ranging from fraud prevention to gaming. The platform currently offers three products: a [cryptocurrency](#), smart contracts, and file storage. So far the throughput of [smart contract](#) and file storage is up to 10 transactions per second, while the declared speeds will gradually increase, and the average transaction fee will be \$0.0001.

The Hedera hashgraph is cost efficient. The average fee charged by 1st and 2nd generation of blockchain networks is \$1,654 and \$522 respectively, which is humongous compared to the \$0.0001 charged by Hedera.

It is also energy efficient. The energy consumed by BTC is 885+, but Hedera only consumes 0.00017 kWh. Furthermore, Hedera supports up to 10,000 transactions per second, and the transaction speed is merely 3 to 5 seconds whereas BTC and ETH take 10-60 mins and 10-20 seconds respectively.

HBAR is the native token that powers the Hedera platform. It is used to carry out the operations on the Hedera network like smart contracts, file storage, and regular transactions. HBAR can also be used for staking to secure the integrity of the platform.

Users can take part in HBAR staking with wallets such as WallaWallet, and HashPack, or with crypto exchanges that have integrated staking (such as OKX).

Two simple steps for HBAR staking (explained in brief): The 1st step is to install the wallet on the system and deposit the HBAR coins into the account, and the 2nd step is to choose a validator and stake the tokens to receive rewards with every block created on the blockchain.



[Download App for Android](#)

[Download App for iOS](#)

Latest HBAR News

- Shinhan Bank, in collaboration with SCB TechX and other financial institutions, has successfully completed a pilot project on the Hedera blockchain. The pilot focused on cross-border remittances using stablecoins and achieved real-time settlement and real-time foreign exchange rate integration across Thai Baht (THB), New Taiwan Dollar (NTD), and South Korean Won (KRW).
- Hedera has introduced new capabilities through JSON-RPC to enhance developer experience and foster wider adoption in the web3 ecosystem. The updates include features like HBAR token transfers to and from 0x accounts, improved token associations, MetaMask connectivity, and compatibility with EVM tooling.

HBAR Price Analysis

At the time of writing, HBAR is trading at \$0.053 with a market capitalization of \$1,714,122,638, making it the 33rd largest crypto by that metric. In the past 24 hours, the price of HBAR has increased by 1.41% with a trading volume of \$66,621,385.

The current price means that HBAR has risen by 10.0% in the past seven days.

It is believed that the long-term outlook for HBAR is positive.

The network recorded significant milestones this year and entered into a lucrative partnership with Tech Giant DELL. As far as assessing the impact of the development, Hedera may benefit from Dell's technological prowess, especially in the long-term.


In addition, crypto analytics platform Santiment revealed that Hedera ranks high in developmental activities. According to the report, Hedera ranks number 5 in terms of active contributors on the network and number 6 for active development. The figures indicate the heightened interest by users in the project, which has helped its price increase.

Bullish investors think that HBAR may even rally towards \$0.10 liquidity zone based on the strong influx of volume. However, note that cryptocurrencies are volatile and can deviate from a particular price action at any time.

Now let's move on to the HBAR price prediction for 2023 and beyond.

Buy HBAR Now

GET 10,055 USDT DEPOSIT BONUS



[Download App for Android](#)

[Download App for iOS](#)

HBAR Price Prediction 2023, 2025, 2030

We've covered most of the important things you need to know about Hedera Hashgraph before considering the HBAR price prediction, including the HBAR technical analysis. If you are really interested in investing in the coin, this is the time to be more attentive.

To help you decide whether HBAR is a good crypto to buy today, here are some key targets it may reach before the end of 2030:

YEAR	MINIMUM PRICE	MAXIMUM PRICE
2023	\$0.072	\$0.089
2025	\$0.23	\$0.28
2030	\$0.52	\$0.60

[TRADE_PLUGIN]HBARUSDT,BTCUSDT[/TRADE_PLUGIN]

Hedera Hashgraph Price Prediction 2023

Based on our Hedera price prediction, the crypto coin is expected to trade in a range of \$0.072 to \$0.089, where the former is the minimum, and the latter is the maximum by the end of 2023. At the same time, the average trading price of Hedera is anticipated to be \$0.077.



[Download App for Android](#)

[Download App for iOS](#)

HBAR Price Prediction 2025


Hedera (HBAR) is predicted to have a minimum cost of around \$0.23, with a maximum value of \$0.28 for the year 2025. At the same time, our HBAR price predictions anticipated the average price to be \$0.255 for the entire year. The price changes for HBAR tokens may be around 21.73%.

HBAR Price Prediction 2030

According to the Hedera Hashgraph price forecast, the Hedera price is estimated to hit an average of \$0.56 by 2030. The HBAR price analysis predicts Hedera Hashgraph's price to reach the higher side of \$0.60 in December. Hedera analysis projected by many crypto traders suggests a price growth of 15.38% in 2030, as per the HBAR prediction.

Please know the figures are generated using our price prediction tool and in that matter, not a guarantee, that the actual price action will follow what we mentioned. Forecasts are not immune to

changing circumstances and will be updated with new developments. Always do your own research and evaluate all necessary factors before making any investment.



[Download App for Android](#)

[Download App for iOS](#)

HBAR Price Prediction | Experts Say

Here we also pull together some of the latest and most prominent HBAR price forecasts for the next five years to give you an idea of how the coin might perform in the future.

CoinArbitrageBot

Based on the historical price data, by 2023, they expect the coin price would be around \$0.326, while it could quickly end up at the price of \$0.527 at the end of 2024.

Telegaon

For 2025, Telegaon predicts an average price of \$0.59, a new all-time high for HBAR. This prediction relies on the macro conditions, as it would be nearly impossible to reach this price level in a bear market. Telegaon goes as far as to say the price could reach \$0.78 in 2025.

Changelly

According to their HBAR price prediction, for 2030, Changelly has HBAR trading at just under \$1.39 on average for the year, which calls for more than a 2x increase in Hedera Hashgraph's all-time high.

Price Prediction

This site is also bullish on HBAR but is a bit more conservative in the predictions. Their HBAR price prediction 2025 forecasts that the coin may reach a maximum price of \$0.24 and have the lowest price of \$0.20 in 2025. At the same time, the average price might be \$0.21.

Digital Coin Price

According to Digital Coin Price, HBAR is expected to reach a maximum price of \$0.16 by 2023. Further, by 2031, the coin is predicted to have a maximum price of \$1.03, with an average forecast price of \$1.03. The coin's lowest price by that time is expected to be \$0.98.

HBAR Price Prediction: Will HBAR Reach \$10?

The crypto market is notoriously volatile, and predicting future prices is always a challenge. According to our analysis, HBAR appears to be positioned for long-term success, and the coin could have a bright future ahead of it.

To reach \$10, HBAR coin will have to rise 189 times. In theory it is feasible, but in reality, there are practical challenges and there has to be significant progress in Hedera use cases to justify these levels. Based on current trends, we would say that it would be difficult for HBAR to reach the \$10 mark in the near future.

But that doesn't mean the coin doesn't have potential. Given how much the HBAR coin's price has risen over the last few years, it is not impossible for HBAR to reach \$10. And we do believe that it is far more feasible for HBAR to reach \$1.

Overall, for long-term success of Hedera, developers will need to make differentiated advantages over Ethereum and create a dedicated community of developers to continue updating and building on the network.

FAQs

Will HBAR ever reach \$1?

HBAR is trading right now at just \$0.053 after reaching a high of \$0.57 back in September 2021.

Can HBAR reach \$1 in 2023? Given the uncertainty in the market right now, and the potential for regulations, it is hard to say when that plateau will be reached. But it is definitely one to keep an eye on because it has some key advantages that could serve it well in the long term as the market evolves.

Is HBAR a good investment?

Yes. Based on its roadmap, strategic partnerships, global business applications and loyal online community, HBAR has shown itself to be a good investment as an established top 50 coin. The Hedera ecosystem is actively growing with new users and brand partnerships and will remain viable in the long term. Most HBAR price prediction models indicate that the crypto could have a bright future ahead of it.

How high can HBAR get?

Based on our HBAR price prediction, Hedera is estimated to go as high as \$0.089 in 1 year. And the future tokens may trade at \$0.60 by the year 2030.

Will HBAR reach \$1000?

No. According to our analysis, there is no evidence that HBAR will reach \$1000.

Can HBAR reach \$100 dollars?

No. According to our analysis, there is no evidence that HBAR will reach \$100.

Will HBAR reach \$20?

No. According to our analysis, there is no evidence that HBAR will reach \$20. It is currently heavily focused on B2B and it is unlikely that the coin will drive large-scale token usage in a short term.

What is the HBAR prediction for 2025?

Our HBAR price prediction 2025 forecasts that the coin could reach a maximum price of \$0.28 by 2025, and the estimated minimum price is \$0.23.

What is the future price of HBAR in 2030?

Based on our HBAR price prediction 2030, the HBAR crypto will have minimum, maximum, and average trading values of \$0.52, \$0.60, and \$0.56.

What will HBAR be worth in 5 Years?

According to the price forecasts, Hedera price is expected to be \$0.41 in 5 years.

What is Hedera used for?

Hedera supports the development of simple tokens, following the widely used ERC20 standard, and more complex non-fungible tokens (NFTs). Developers can leverage the platform to build decentralized applications (dApps) and use smart contracts to create smart contracts with predefined conditions. Hedera's high scalability ensures efficient and cost-effective transactions, making it user-friendly and suitable for dApp usage.

What makes Hedera better than BTC or ETH?

While various blockchains allow users to create smart contracts, Hedera Hashgraph stands out more because of its unique consensus. The network can handle over 10,000 transactions per second, which is way far more than what the likes of Bitcoin and Ethereum blockchains can process per second.

Where to Buy HBAR?

Notable options for purchasing HBAR include Binance, BTCC and Coinbase. Among these, [BTCC](#) is one of the best exchanges as it witnesses a large trading volume of HBAR. Compared to another two big exchanges, BTCC has no regulatory concerns and is available in U.S., Canada and many other countries in Europe. Furthermore, [BTCC exchange](#) is highly recommended due to its favourable attributes such as extremely low fees, user-friendly interface, excellent customer support, and robust security measures with no reported hacks or security breaches to date.

In order to trade [HBAR/USDT](#) on [BTCC](#), you need to first [register](#) an account. And you need to have some USDT in your crypto wallet, or you can directly [buy](#) it on BTCC. Once you have USDT, you can trade [HBARUSDT Perpetual Contracts](#) on BTCC with a leverage up to 50x. The transaction is safe, cheap, and fast with VERY easy steps.

[TRADE_PLUGIN]HBARUSDT,BTCUSDT[/TRADE_PLUGIN]

What are BTCC's specs?

Sometimes, users feel more comfortable working with an exchange if they know that the exchange has a footprint in the industry. With 12 years of stable and secure operating history, [BTCC](#) is one of the [top cryptocurrency derivatives exchanges](#) in CoinMarketCap, which boasts a wide selection of 60+ cryptocurrencies and millions of registered users, offering services in 100+ countries.

[BTCC](#) charges 0.06% for both takers and makers, which are way below the industry average. According to the largest and most recent empirical study on crypto exchange trading fees, the average spot trading taker fee is 0.2294% and the maker fee is 0.1854%.

With high liquidity, low trading fees and fast transaction speed, BTCC allows users to open a trade immediately even when the crypto markets experience a sharp rise or plunge.

Apart from crypto trading, BTCC also supports tokenized futures service, allowing users to trade [stocks](#) and commodities futures ([Gold/Silver](#)) with USDT as the margin. The maximum leverage is up to 100x.

Trading on BTCC begins with [registration](#) and log in, which only takes 30 seconds. New customers can now sign up [here](#) to get a welcome bonus of 10 USDT, and complete the KYC verification to access all BTCC's features and [BTCC bonus](#). Once verified, you can start [trading HBAR](#) now.

BTCC Starter Rewards

Get Up to 10,055 USDT When You Register, Deposit and Trade!

GET +10,055 USDT Rewards

Recommended for you:

[XRP Price Prediction \\$500: Can XRP Reach \\$500 Dollars?](#)

[Will Pi Network Ever Launch? What Stage is Pi Network Now?](#)

[Pi Coin Price Prediction: Will Pi Ever Be Worth Money?](#)

[Is Pi Network Legit Or Scam: Pi Cryptocurrency Real or Fake?](#)

[Gold Price Predictions for Next 5 Years](#)

[Silver Price Predictions for Next 5 Years](#)

[Top 10 XRP Rich List: Who Are the Biggest XRP Holders?](#)

[Luna Classic Price Prediction: Will Luna Classic Reach \\$1?](#)

[Will Shiba Inu Reach 1 Cent?](#)

[Polygon \(MATIC\) Price Prediction 2023, 2025, 2030](#)

[Stellar Lumens \(XLM\) Price Prediction 2023, 2025, 2030](#)

[Cardano \(ADA\) Price Prediction 2023, 2025, 2030](#)

[Will Cardano Reach \\$100?](#)

[Ethereum Price Prediction 2023, 2025, 2030](#)

[Sofi Stock Price Prediction for 2023, 2025, 2030](#)

[PulseX Price Prediction 2023, 2025, 2030: Can PulseX Reach \\$1?](#)

[Litecoin \(LTC\) Price Prediction 2023, 2025, 2030](#)

[Can Solana Reach \\$1,000? Solana Price Prediction](#)

[Gala \(GALA\) Price Prediction 2023, 2025, 2030](#)

[Polkadot \(DOT\) Price Prediction 2023, 2025, 2030](#)

[Pepe Price Prediction 2023, 2025, 2030](#)

[Lucid Stock Price Prediction 2023, 2025, 2030](#)

[JasmyCoin \(JASMY\) Price Prediction](#)

[Arbitrum \(ARB\) Price Prediction 2023, 2025, 2030](#)

[The Sandbox Price Prediction 2025, 2030](#)

[Dogecoin \(DOGE\) Price Prediction 2023, 2025, 2030](#)

[Bitcoin \(BTC\) Price Prediction 2023, 2024, 2025, 2030](#)

[Bitcoin Cash \(BCH\) Price Prediction 2023, 2025 and 2030](#)

[Pikamoon Price Prediction 2023, 2025, 2030](#)

[Pepe 2.0 Price Prediction 2023, 2025, 2030](#)

[VeChain \(VET\) Price Prediction 2023, 2025, 2030](#)

[Flow \(FLOW\) Price Prediction 2023, 2025, 2030 — Is FLOW a Good Investment?](#)

[Ethereum Classic \(ETC\) Price Prediction 2023, 2025, 2030](#)

[Aragon \(ANT\) Price Prediction 2023, 2025, 2030 — Will ANT Hit \\$10?](#)

[MultiversX \(EGLD\) Price Prediction 2023, 2025, 2030 — Will EGLD Hit \\$1000?](#)

[ETHPoW \(ETHW\) Price Prediction 2023,2025,2030 — Is ETHW a Good Investment?](#)

[Hooked Protocol \(HOOK\) Price Prediction 2023,2025,2030 —Is HOOK a Good Investment?](#)

[Klaytn \(KLAY\) Price Prediction 2023, 2025, 2030 — Is KLAY a Good Investment?](#)

[LooksRare \(LOOKS\) Price Prediction 2023,2025,2030 — Is LOOKS a Good Investment?](#)

[Ren \(REN\) Price Prediction 2023,2025,2030 — Is REN a Good Investment?](#)

[Storj \(STORJ\) Price Prediction 2023,2025,2030 — Is STORJ a Good Investment?](#)

[Theta Network \(THETA\) Price Prediction 2023, 2025, 2030 — Will THETA Hit \\$100?](#)

[Nem \(XEM\) Price Prediction 2023, 2025, 2030 — Will XEM Hit \\$1?](#)

[Monero \(XMR\) Price Prediction 2023,2025,2030 — Is XMR a Good Investment?](#)

[Render \(RNDR\) Token Price Prediction 2023, 2025, 2030 — Will RNDR Hit \\$100?](#)

[Ravencoin \(RVN\) Price Prediction 2023,2025,2030 — Will RVN Hit \\$1?](#)

[Zilliqa \(ZIL\) Price Prediction 2023,2025,2030 — Is ZIL a Good Investment?](#)

[Pepe \(PEPE\) Price Prediction 2023, 2025, 2030](#)

[AiDoge Price Prediction 2023, 2025, 2030 — Is AiDoge a Good Investment?](#)

[Sui \(SUI\) Price Prediction 2023, 2025, 2030](#)

[Floki Inu \(FLOKI\) Price Prediction 2023, 2025, 2030 — Is FLOKI a Good Investment?](#)

[SingularityNet \(AGIX\) Price Prediction 2023,2025,2030 - Is AGIX a Good Investment?](#)

[Stella \(ALPHA\) Price Prediction 2023, 2025, 2030](#)

[Ankr \(ANKR\) Price Prediction 2023, 2025, 2030 — Is ANKR a Good Investment?](#)

[ARPA \(ARPA\) Price Prediction 2023, 2025, 2030](#)

[Astar \(ASTR\) Price Prediction 2023, 2025, 2030](#)

[Balancer \(BAL\) Price Prediction 2023, 2025, 2030](#)

[Band Protocol \(BAND\) Price Prediction 2023, 2025, 2030](#)

[Bella Protocol \(BEL\) Price Prediction 2023, 2025, 2030](#)

[BinaryX \(BNX\) Price Prediction 2023, 2025, 2030 — Will BNX Hit \\$100?](#)