

Deposit to earn rewards

Sign up and deposit to receive up to **10,055 USDT** in bonuses.
Exclusive for new users only.

Get it now

[PDF Database Document] - BTCC Cryptocurrency Exchange

Original:

https://www.btcc.com/en-US/academy/research-analysis/hedera-hbar-price-prediction-2023-2025-2030-is-hbar-a-good-investment?utm_source=GW_SEO&utm_medium=wppage38195&utm_campaign=en-US

Will HBAR Hit \$1? - Hedera (HBAR) Price Prediction 2024, 2025, 2030

Abstract:

- In 2023, Hedera, HBAR might reach \$0.23
- Hedera's pessimistic price forecast for HBAR in 2023 is \$0.067, assuming the worst-case scenario.
- Hedera's previous All-Time High occurred on September 15, 2021, when HBAR traded for \$0.56.

The use of Hedera Hashgraph (HBAR) is expected to increase in the beginning of 2023. In just a month, its price had virtually doubled. The [blockchain](#) is promoted as a cutting-edge Layer 1 network that is suitable for business applications. While other investors think it's a better opportunity, they see it more as a worse version of [Ethereum](#).

However, both are possible, and a multichain future has received a lot of attention as the ecosystem evolves. Hedera Hashgraph and [Ethereum](#) may find success together if progress is made on establishing interoperability between chains.

[TRADE_PLUGIN]HBARUSDT,HBARUSDT[/TRADE_PLUGIN]

What is Hedera Hashgraph (HBAR)?

Hedera is a public network based on the proof-of-stake (PoS) consensus method that is built on the open-source hashgraph distributed consensus algorithm, making it ideal for the development and deployment of decentralized apps (dApps) that prioritize speed, fairness, and security.

The asynchronous byzantine fault tolerance (aBFT) consensus system Hashgraph provides excellent bandwidth efficiency while handling hundreds of thousands of transactions per second in a single shard.

The Hedera network's native token, HBAR, is used for anything from covering transaction fees in applications to warding off attacks on the network itself.

Hedera's two main offerings are:

- **Hedera Consensus Service (HCS)** - Applications in production use Hedera's Consensus Service (HCS) to do things like record transactions between blockchain networks, monitor IoT devices, and keep tabs on votes in a decentralized autonomous organization (DAO).
- **Hedera Token Service (HTS)** - The Hedera Token Service (HTS) eliminates the need to create and deploy a smart contract in order to configure, mint, and manage fungible and non-fungible tokens on the network.

[TRADE_PLUGIN]HBARUSDT,HBARUSDT[/TRADE_PLUGIN]



[Download App for Android](#)


[Download App for iOS](#)

Hedera (HBAR) Overview

ABOUT HBAR



HBAR (Hedera Hashgraph)
 Website: <https://www.hederahashgraph.com/>
 ATH: \$0.5670
 Rank: 24
 24HP: \$0.2459 / 24LP: \$0.1663

	
Cryptocurrency	Hedera Hashgraph
Token	HBAR
Price	\$ 0.2082 ▲ 22.47%
Rank	24
Market Cap	\$ 7.4B
24H Trading Volume	\$ 3.7B
All-time High	\$ 0.5670
All-time Low	\$ 0.0099
24 High	\$ 0.2459
24 Low	\$ 0.1663
Cycle High	\$ 0.2461 / 2024-12-02 02:05:24
Cycle Low	\$ 0.0358 / 2022-12-31 20:35:00
Update Time	2024-12-02 02:18:02

[TRADE_PLUGIN]HBARUSDT,HBARUSDT[/TRADE_PLUGIN]

Hedera (HBAR) Technical Analysis

All financial markets use moving averages (MA), a well-liked indicator that smoothes price movement over a predetermined period of time. Since they are a trailing indication, past price activity has an impact on them. The simple moving average (SMA) and exponential moving average (EMA) are the two forms of moving averages shown in the table below.

Daily Simple Moving Average (SMA) & Daily Exponential Moving Average (EMA)

Date Calculated:2024-12-01

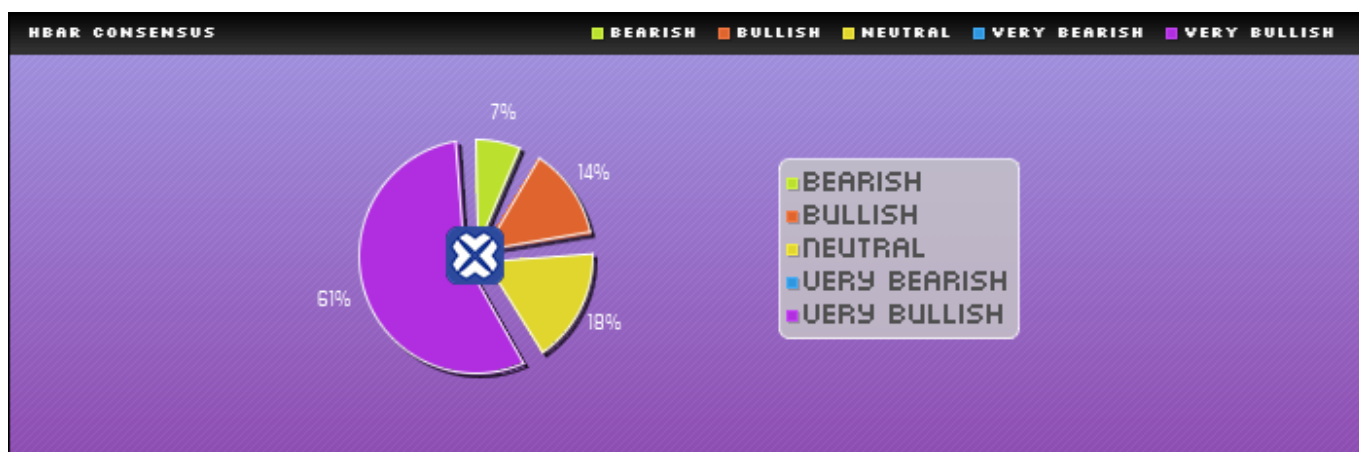
3_SMA	\$ 0.1643	3_EMA	\$ 0.1691
5_SMA	\$ 0.1548	5_EMA	\$ 0.1650
10_SMA	\$ 0.1483	10_EMA	\$ 0.1515
20_SMA	\$ 0.1191	20_EMA	\$ 0.1288
21_SMA	\$ 0.1160	21_EMA	\$ 0.1269
50_SMA	\$ 0.0777	50_EMA	\$ 0.0941
100_SMA	\$ 0.0654	100_EMA	\$ 0.0782
200_SMA	\$ 0.0719	200_EMA	\$ 0.0746

Weekly Simple Moving Average (SMA) & Weekly Exponential Moving Average (EMA)

Date Calculated:2024-12-01

21_SMA_weekly	\$ 0.0680	21_EMA_weekly	\$ 0.0813
50_SMA_weekly	\$ 0.0831	50_EMA_weekly	\$ 0.0774
100_SMA_weekly	\$ 0.0708	100_EMA_weekly	\$ 0.0825
200_SMA_weekly	\$ 0.1327	200_EMA_weekly	\$ 0.0962

HBAR Consensus Rating



Very bearish	Bearish	Neutral	Bullish	Very bullish
0	2	5	4	17

[TRADE_PLUGIN]HBARUSDT,HBARUSDT[/TRADE_PLUGIN]

BTCC
Level up your VIP status for more benefits
BTCC - Your preferred crypto futures exchange
Download our app now | Available on the App Store | GET IT ON Google Play | Support fiat and crypto deposits

[Download App for Android](#)

[Download App for iOS](#)

Hedera (HBAR) Price History

Dr. Leemon Baird, a computer scientist, and Mance Harmon, a technology executive, established the Hedera company in 2018. In 2015, they founded a company called Swirlds, which grew into a separate company called Hedera and is now known as Hedera Hashgraph.

Hedera Hashgraph was created with the intention of being the first widely used public distributed ledger. The overall quantity of HBAR is 50 billion, and this number is further broken down into two categories: unreleased and released.

Take a look back at the beginnings of things:

- In March of 2018, the Hashgraph Consortium was established.
- August 2019 saw the launch of Hedera's mainnet.
- Hedera Consensus Service (HCS) was released in February 2020.
- The Hedera Token Service (HTS) was launched in February 2021.

[TRADE_PLUGIN]HBARUSDT,HBARUSDT[/TRADE_PLUGIN]

Hedera (HBAR) Price Performance

Here's a quick recap of the price performance in \$HBAR.

Price Change 1H Percent	-1.91%
Price Change 1D Percent	22.47%
Price Change 7D Percent	40.44%
Price Change 30D Percent	356.78%
Price Change 90D Percent	309.70%
Price Change 365D Percent	234.37%

[TRADE_PLUGIN]HBARUSDT,HBARUSDT[/TRADE_PLUGIN]



[Download App for Android](#)

[Download App for iOS](#)

Hedera (HBAR) Price Predictions

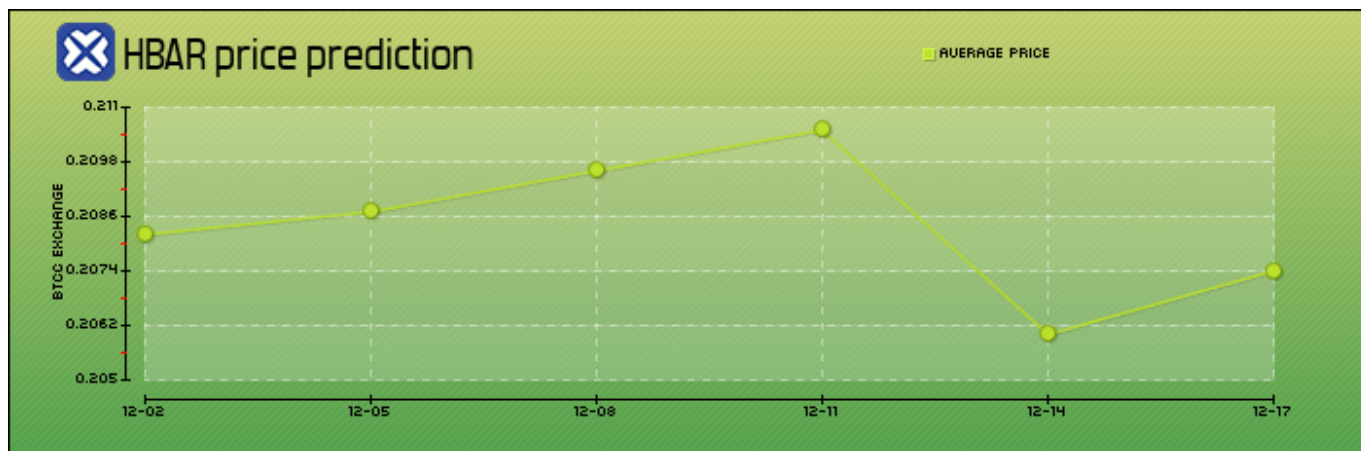
Do you want to make a long-term investment in HBAR? The first step is to learn about the network and its native currency. Next, before selecting if Hedera Hashgraph (HBAR) is the ideal coin for you, it is vital to occasionally take into account price projections.

Long-term predictions show that by 2023's end, one Hedera Hashgraph (HBAR) token will be worth \$0.135. The value of one HBAR coin is projected to reach \$0.25 by 2025, \$0.79 by 2028, and \$1.50 by 2030.

Next, we'll look at long-term price forecasts for HBAR to see if now is a good time to acquire this popular cryptocurrency.

[TRADE_PLUGIN]HBARUSDT,HBARUSDT[/TRADE_PLUGIN]

Hedera (HBAR) Price Prediction for Today, Tomorrow and Next Week



Date	Price Prediction	Change
12-02	\$ 0.2082	0.00%
12-05	\$ 0.2087	0.23%
12-08	\$ 0.2096	0.68%
12-11	\$ 0.2105	1.11%
12-14	\$ 0.2060	-1.07%
12-17	\$ 0.2074	-0.38%

BTCC

Level up your **VIP** status for more benefits

BTCC - Your preferred crypto futures exchange

Download our app now

Available on the App Store

GET IT ON Google Play

Support fiat and crypto deposits

[Download App for Android](#)

[Download App for iOS](#)

Hedera (HBAR) Price Prediction 2024

A bad attitude in 2023 won't doom Hedera Hashgraph HBAR to further declines. Once the Hedera Hashgraph network is able to implement the bulk of its future ambitions, we expect the coin's value to stabilize and begin rising.

Experts predict that by 2024, HBAR might be worth about \$0.17. The lowest estimated cost is \$0.14. However, you should be aware that some sources claim the coin will go on a bullish run and end up being worth significantly more by 2024. But we'll stick with what seems the most plausible.

[TRADE_PLUGIN]HBARUSDT,HBARUSDT[/TRADE_PLUGIN]

Hedera (HBAR) Price Prediction 2025

According to the algorithm-based prognosis and price prediction for Hedera Hashgraph (HBAR), the currency is projected to make a high of \$0.25 and a low of \$0.21 by the end of the year. The most optimistic forecasts see HBAR in 2025 at \$0.38.

[TRADE_PLUGIN]HBARUSDT,HBARUSDT[/TRADE_PLUGIN]



[Download App for Android](#)

[Download App for iOS](#)

Hedera (HBAR) Price Prediction 2030

A Hedera Hashgraph (HBAR) forecast from 2030 estimates that one token might be worth \$1.20 by then. The most bullish forecasts put HBAR at above \$1.50 by the year 2030.

This is a reasonable but conservative estimate, taking into account the current price of the coin and the predicted growth pattern. Some projections for the future of the Hedera Hashgraph (HBAR) are quite optimistic, while others are extremely gloomy. The route of realism is the one to take.

[TRADE_PLUGIN]HBARUSDT,HBARUSDT[/TRADE_PLUGIN]

Potential Highs & Lows of HBAR

Our long-term HBAR price projection acknowledges that because to their viral, hype-driven nature, meme currencies are extremely unpredictable and challenging to predict. We have therefore established both our target pricing and possible high and low estimations.

	Min	Average	Max
1H	\$ 0.2307	\$ 0.2377	\$ 0.2459
1D	\$ 0.1663	\$ 0.1950	\$ 0.2413
7D	\$ 0.1265	\$ 0.1540	\$ 0.2413
30D	\$ 0.0417	\$ 0.0979	\$ 0.2413

90D	\$ 0.0417	\$ 0.0675	\$ 0.2413
365D	\$ 0.0417	\$ 0.0822	\$ 0.2413



[Download App for Android](#)

[Download App for iOS](#)

Is HBAR a Good Investment?

Investing should be done with the long-term purpose of creating wealth. The other reason people trade [cryptocurrencies](#) is to maximize their profits as quickly as possible. Whether or not Hedera Hashgraph (HBAR) is the proper asset to acquire depends on your investing goals.

Hedera Hashgraph (HBAR) is not looking like the most alluring digital asset based on the price estimates we've covered. That is not an excuse to avoid investing. However, you should be aware of the risks involved. Wallet Investor called the currency a bad investment, however future performance of Hedera Hashgraph (HBAR) has been forecast to be excellent by several industry watchers.

If we believe DigitalCoinPrice's conservative price forecast for Hedera Hashgraph (HBAR), then purchasing some of this cryptocurrency might not be such a bad idea. The coin isn't the most alluring investment, but algorithm-based predictions imply it will increase in value over time. A patient investor should expect a respectable return on their investment over time.

Hedera Hashgraph (HBAR) and other cryptocurrencies are high-risk investments, but the potential rewards are substantial. If HBAR is able to show significant growth in the next years, investors will be the ones who end up laughing. But it could fall, too, just as Wallet Investor has forecasted. If you want to invest, you need to be prepared to take on the dangers that come with it.

[TRADE_PLUGIN]HBARUSDT,HBARUSDT[/TRADE_PLUGIN]

Will HBAR Hit \$1?

When it comes to Hedera Hashgraph (HBAR), the answer is yes. Our primary focus was on forecasts that indicated the currency may reach that level by the year 2029. HBAR may surpass the \$1 threshold sooner than expected. There are, of course, websites that claim the currency can reach \$1 in a year or two. It remains to be seen, but the coin might easily reach \$1 in the not-too-distant future.

[TRADE_PLUGIN]HBARUSDT,HBARUSDT[/TRADE_PLUGIN]



[Download App for Android](#)

[Download App for iOS](#)

Conclusion

Since releasing its mainnet in 2019, the Hedera Hashgraph platform has seen consistent growth. So far, it has been proven to be capable of supporting normal hbar token trades at rates of more than 10,000 tps.

Nonetheless, bandwidth is currently limited to 10 tps for transactions that trigger a shared ledger. Similarly to Ethereum and other blockchains, this can facilitate smart contracts. LeewayHertz has a staff of professionals who are well-versed in the emerging Hedera hashgraph technology. They help businesses by using Hashgraph to develop new, secure solutions.

It would be a good investment to invest in Hedera Hashgraph network, as per the expected maximum price value, average trading value, minimum price value, average trading price, significant volatility, Hedera price prediction, current price, distributed ledger technology, average forecast price, the cryptocurrency market, own research, and Hedera Hashgraph forecast, among different factors.

[TRADE_PLUGIN]HBARUSDT,HBARUSDT[/TRADE_PLUGIN]

Where to Trade HBARUSDT Futures?

Now you can trade crypto futures on [BTCC](#). [BTCC](#), a [cryptocurrency exchange](#) situated in Europe, was founded in June 2011 with the goal of making crypto trading reliable and accessible to everyone. BTCC is a crypto exchange offering users liquid and low-fee futures trading of both cryptocurrencies and tokenized traditional financial instruments like stocks and commodities.

BTCC offers exclusive bonus for new users. Sign up and deposit on BTCC to get up to [10,055 USDT](#) in bonuses. Meet the deposit targets within 30 days after successful registration at BTCC, and you can enjoy the bonus of the corresponding target levels. **Find out what campaigns are available now:** <https://www.btcc.com/en-US/promotions>

BTCC also has an [iOS](#) app and [Android](#) app if you prefer to trade on the go.

iOS QR Code



Android QR Code



[TRADE_PLUGIN]HBARUSDT,HBARUSDT[/TRADE_PLUGIN]



[Download App for Android](#)

[Download App for iOS](#)

Why Trade HBARUSDT Futures on BTCC

To trade Crypto futures, you can choose BTCC crypto exchange. [BTCC](#), a [cryptocurrency exchange](#) situated in Europe, was founded in June 2011 with the goal of making crypto trading reliable and accessible to everyone. Over 11 years of providing crypto futures trading services. 0 security incidents. Market-leading liquidity.

Traders may opt to trade on BTCC for a variety of reasons

- **Security:** safe and secure operating history of 11 years. Safeguarding users' assets with multi-risk management through the ups and downs of many market cycles
- **Top Liquidity:** With BTCC's market-leading liquidity, users can place orders of any amount—whether it's as small as 0.01 BTC or as large as 50 BTC—instantly on our platform.
- **Innovative:** Trade a wide variety of derivative products including perpetual futures and tokenized USDT-margined stocks and commodities futures, which are innovative products invented by BTCC.
- **Flexible:** Select your desired leverage from 1x to 150x. Go long or short on your favourite products with the leverage you want.

[TRADE_PLUGIN]HBARUSDT,HBARUSDT[/TRADE_PLUGIN]

How to Trade HBARUSDT Futures on BTCC ?

To trade **HBARUSDT Futures** on BTCC, follow these simple steps:

- **Create an account**

Go to the [BTCC website](#) and fill out the registration form with the necessary details. Finish the checks to make sure you're in line with the stock exchange's rules.

- **Deposit funds**

Fund your BTCC wallet once your account has been created and verified. You can fund your BTCC account with a number of different cryptocurrencies and fiat currencies.

- **Navigate to the crypto trading section**

You can begin trading on the BTCC platform as soon as your account has been funded. Find the crypto exchange rate, which is written as crypto/Bitcoin (BTC) or crypto/US Dollar (USDT) depending on the other pairs available.s.

- **Choose your trading type**

Both spot trading and futures trading are available through BTCC. If you want to purchase or sell crypto tokens at the current market price, you may want to investigate spot trading. If you'd rather trade crypto with leverage and speculate on its price movements, you can do so with crypto Futures.

- **Place your trade**


After deciding which type of deal you want to make, you can enter the amount of crypto you like to buy or sell, as well as your preferred price (if necessary). If everything checks out, go ahead and make the deal.

- **Monitor and manage your trades**

Be sure to monitor your crypto holdings on the BTCC exchange. To limit losses and protect gains, you can use stop-loss and take-profit orders. It is also important to keep up with the latest crypto market trends and news if you want to successfully trade this cryptocurrency.

Before becoming involved in any kind of trading, make sure you've done your homework. Due to the extreme volatility of the cryptocurrency markets, it is crucial to have a well-defined trading strategy and risk management framework in place. To successfully trade crypto on the BTCC market and take advantage of the chances it provides, follow these procedures and keep yourself updated.

[TRADE_PLUGIN]HBARUSDT,HBARUSDT[/TRADE_PLUGIN]



[Download App for Android](#)

[Download App for iOS](#)

BTCC FAQs

1. Is BTCC safe?

Since its inception in 2011, BTCC has made it a priority to create a secure space for all of its visitors. Measures consist of things like a robust verification process, two-factor authentication, etc. It is considered one of the most secure markets to buy and sell cryptocurrencies and other digital assets.

2. Is it possible for me to invest in BTCC?

Users are encouraged to check if the exchange delivers to their area. Investors in BTCC must be able to deal in US dollars.

3. Can I Trade BTCC in the U.S?

Yes, US-based investors can begin trading on BTCC and access the thriving crypto asset secondary market to buy, sell, and trade cryptocurrencies.

[TRADE_PLUGIN]HBARUSDT,HBARUSDT[/TRADE_PLUGIN]

BTCC Guide:

- [How to Trade Crypto Futures Contracts on BTCC](#)
- [BTCC Guide-How to Deposit Crypto on BTCC?](#)
- [What is Crypto Futures Trading - Beginner's Guide](#)
- [What is Leverage in Cryptocurrency? How Can I Trade at 100X Leverage?](#)
- [BTCC Review 2024: Best Crypto Futures Exchange](#)

Crypto Buying Guides:

- [How To Buy Bitcoin \(BTC\)](#)
- [How To Buy Picoin](#)
- [How To Buy Ethereum \(ETH\)](#)
- [How To Buy Dogecoin \(DOGE\)](#)
- [How To Buy Pepe Coin \(PEPE\)](#)
- [How To Buy Ripple \(XRP\)](#)

Crypto Prediction:

- [Ethereum \(ETH\) Price Prediction 2024, 2025, 2030 — Will ETH Reach \\$10,000?](#)
- [Ethereum Price Prediction 2024, 2025, 2030: How High Can ETH Go in 2024?](#)
- [Bitcoin \(BTC\) Price Prediction 2024, 2025, 2030 — Is BTC a Good Investment?](#)
- [Ripple \(XRP\) Price Prediction 2024, 2025, 2030 — Will XRP Reach \\$1 After SEC Lawsuit?](#)
- [Pi Coin Price Prediction 2024,2025,2030 — Is Pi Coin a Good Buy?](#)
- [Pepe \(PEPE\) Price Prediction 2024, 2025, 2030 - Will PEPE Reach \\$1](#)

