

Deposit to earn rewards

Sign up and deposit to receive up to **10,055 USDT** in bonuses.
Exclusive for new users only.

Get it now

[PDF Database Document] - BTCC Cryptocurrency Exchange

Original:

https://www.btcc.com/en-US/academy/research-analysis/internet-computer-crypto-price-prediction-will-icp-recover-in-2022?utm_source=GW_SEO&utm_medium=wppage23712&utm_campaign=en-US

Internet Computer Crypto Price Prediction - Will ICP Recover in 2022?

Quick Takeaways of Internet Computer crypto price prediction


- ICP bullish market price prediction for 2022 is \$9.91 to \$26.79.
- The Internet Computer (ICP) price may hit \$30 soon.
- Bearish Internet Computer price prediction is \$4.76.

The article covers Internet Computer crypto price prediction 2022, 2025, 2030 and uses past statistics, price patterns, RSI, RVOL, and other [ICP](#) news to analyze the future trend of Internet Computer.

A Brief Glance at Internet Computer (ICP)

The Internet Computer is the fastest and only infinitely scalable general-purpose blockchain. It also represents the third largest blockchain innovation after Bitcoin and Ethereum. The Internet Computer was incubated and launched by the DFINITY Foundation. The basic idea behind the [ICP](#) is to create a new type of decentralized internet and global computing system, where independent data centers around the world could join together to provide an alternative to the cloud services that currently power most of the Internet.

The Internet Computer attempts to offer a fundamental alternative so that developers can build, host, and serve applications in a more decentralized way allowing websites to be deployed directly onto the public internet.



[Download App for Android](#)

[Download App for iOS](#)

Internet Computer Crypto Price Prediction 2022

Internet Computer (ICP) is currently ranked #39 on CoinGecko. Internet Computer price forecast 2022 is explained below in daily time frame.

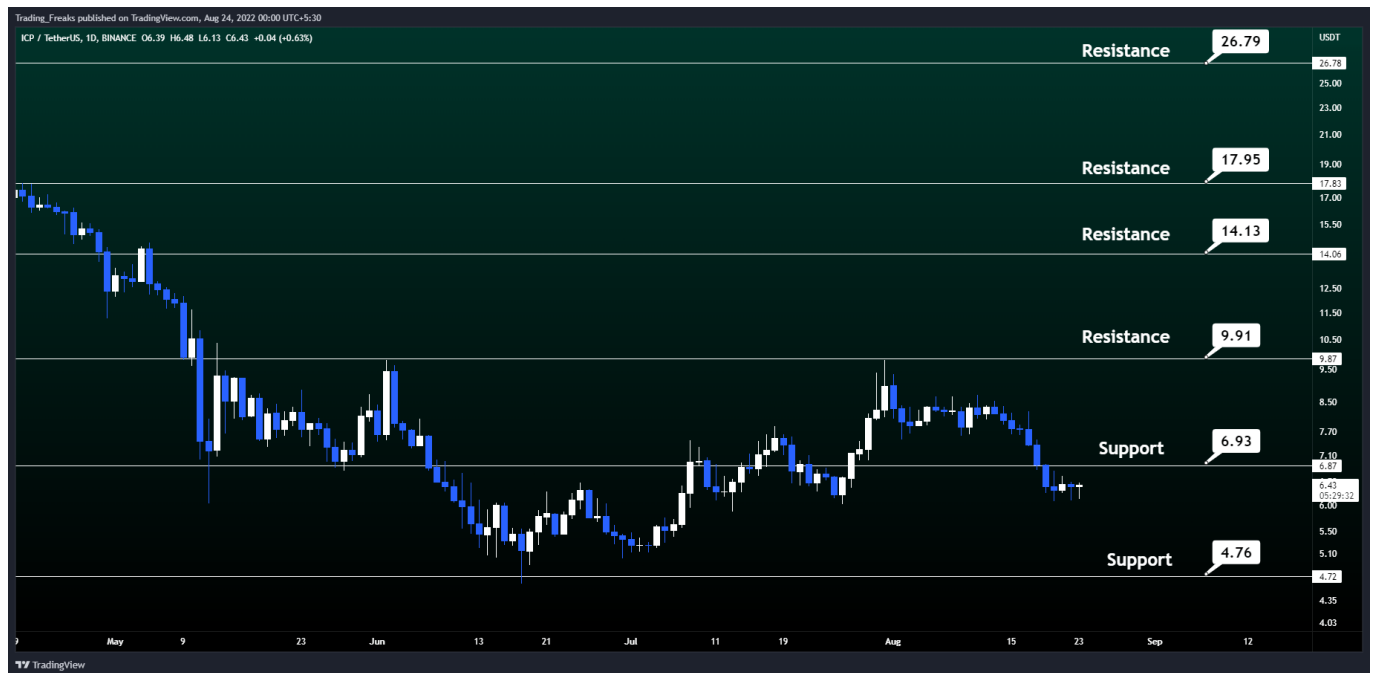


The ICP chart above showed a Head and Shoulder pattern. A head and shoulders pattern is a chart formation that appears as a baseline with three peaks, the outer two of which are close in height and the middle of which is the highest. A head and shoulders pattern in technical analysis is a specific chart formation that predicts a bullish-to-bearish trend reversal.

Currently, Internet Computer (ICP) is at \$6.58. If the pattern continues, the price of ICP might reach the resistance level of \$17.95, and \$26.79. If the trend reverses, then the price of ICP may fall to \$4.76.

ICP Support and Resistance Levels

The chart below shows the support and resistance levels of Internet Computer (ICP).



From the above daily time frame, we can clearly interpret the following as the resistance and support levels of Internet Computer (ICP).

- Resistance Level 1 - \$9.91
- Resistance Level 2 - \$14.13
- Resistance Level 3 - \$17.95
- Resistance Level 4 - \$26.79
- Support Level 1 - \$6.93
- Support Level 2 - \$4.76

The charts show that ICP has performed a bullish trend over the past month. If this trend continues, ICP might run along with the bulls overtaking its resistance level at \$26.79.

Therefore, if the investors turn against the crypto, ICP price might plummet to almost \$4.76, which is a bearish signal.



[Download App for Android](#)

[Download App for iOS](#)

ICP Price Prediction 2022 — RSI, MA, and RVOL

The Relative Volume (RVOL) of the Internet Computer (ICP) is shown in the below chart. It is an indicator of how the current trading volume has changed over a period of time from the previous volume for traders. Currently, the RVOL of ICP lies below the cutoff line, indicating weak participants in the current trend.

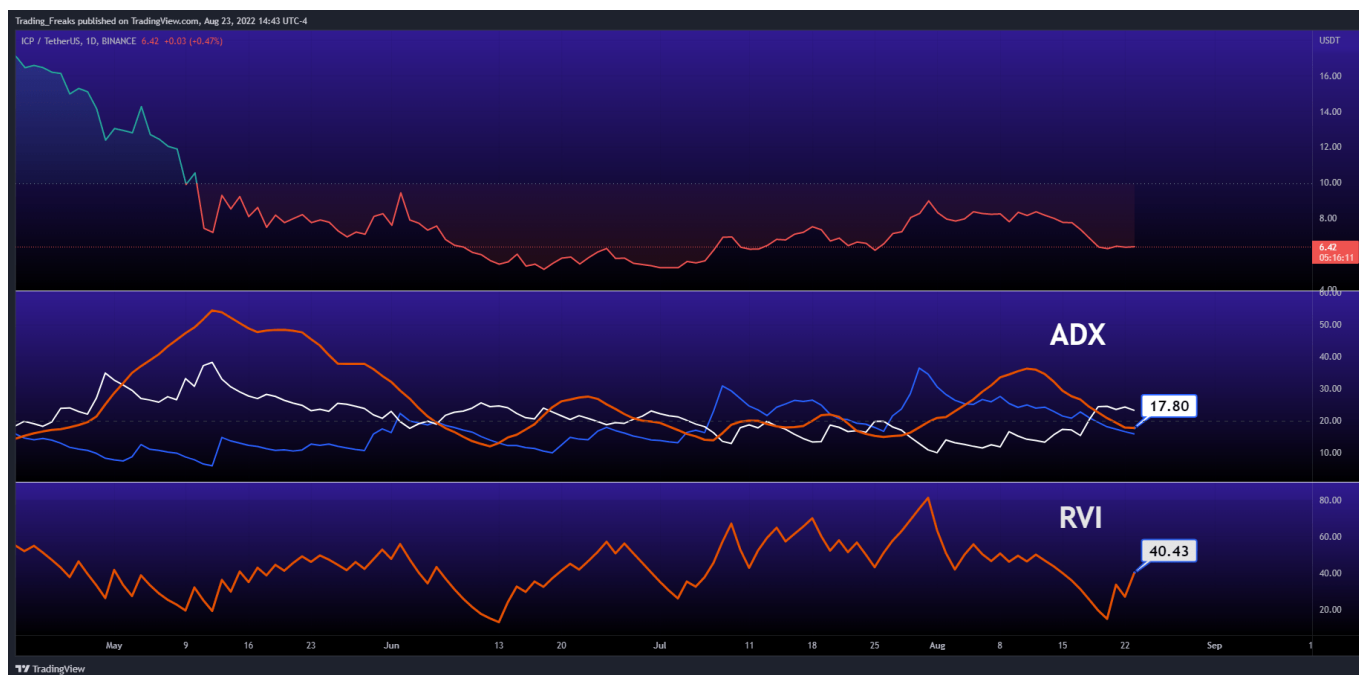


Moreover, the Moving Average (MA) of Internet Computer (ICP) is shown in the above chart. Notably, the ICP price slightly lies below 50 MA (short-term), so it is entirely in a downward trend. Currently, ICP is in a bullish state. There is a possibility of a reversal trend of ICP at any time.

Meanwhile, the relative strength index (RSI) of the ICP is at a level of 36.21. This means that ICP is in an oversold state. However, this gives confidence to the traders to trade without any fear.


Internet Computer Price Prediction 2022 — ADX, RVI

Let us now look at the Average Directional Index (ADX) of Internet Computer (ICP). It helps to measure the overall strength of the trend. The indicator is the average of the expanding price range values. This system attempts to measure the strength of price movement in the positive and negative directions using DMI indicators with ADX.



The above chart represents the ADX of Internet Computer (ICP). Currently, ICP lies in the range of 17.80, indicating a weak trend.

From the above chart, the Relative Volatility Index (RVI) of Internet Computer (ICP). RVI measures the constant deviation of price changes over a period of time rather than price changes. The RVI of ICP lies below 50, indicating lower volatility. In fact, ICP's RSI is at 36.21, thus confirming a potential sell signal.



[Download App for Android](#)

[Download App for iOS](#)

Internet Computer Crypto Price Prediction 2023

If the declining price action completely slows down in momentum and the trend reverses, Internet Computer (ICP) might probably attain \$43.5 by 2023.

Internet Computer Crypto Price Prediction 2025

If Internet Computer (ICP) sustains major resistance levels and continues to be recognized as a better investment option among investors for the next 3 years, ICP would rally to hit \$67.8.



[Download App for Android](#)

[Download App for iOS](#)

Internet Computer Price Prediction 2030

As the Internet Computer ecosystem progresses even more, the crypto community will likely continue to invest in Internet Computer (ICP) over the next 8 years and drive the token price up significantly. As a result, the Internet Computer (ICP) could reach \$271.23 by 2030.

Internet Computer Price Prediction: Conclusion

As the Internet Computer network continues to improve, it is safe to say that 2022 is a good year for ICP. For this reason, the bullish price forecast for Internet Computer (ICP) in 2022 is \$27.13. On the other hand, Internet Computer (ICP) has a bearish price forecast of \$4.72 for 2022.

Moreover, Internet Computer (ICP) could perform at \$30 as the Internet Computer ecosystem progresses and upgrades. It would also rise above its all-time high (ATH) of \$700.65 in the near future.



[Download App for Android](#)

[Download App for iOS](#)

Frequent Asked Questions

Where can I buy Internet Computer?

Internet Computer (ICP) trades in many crypto exchanges such as Binance, Bitget, BTCEX, BitCoke and OKX.

What is Internet Computer's current all-time high? Will ICP hit \$30 soon?

Internet Computer (ICP) reached its new all-time high (ATH) of \$700.65 on May 10, 2021.

ICP is one of the active cryptocurrencies which continues to remain bullish and as the Internet Computer platform continues to evolve and upgrade, it is likely that ICP will soon reach \$30.

Is Internet Computer a great investment 2022?

Internet Computer seems to be one of the highest gaining cryptocurrencies this year. Based on Internet Computer's track record over the past few months, ICP is considered to be a good investment for 2022.

Sign up for BTCC now to build your own portfolio!

[Get Started](#)

Read More:

[LUNC Pumps 23% to \\$0.000123 - Time to Buy Terra Luna Classic Now?](#)

[Tamadoge Crypto Price Prediction 2022-2023-2025](#)

[Bitgert \(BRISE\) to Break Ethereum & Ripple \(XRP\) in 2022, Confirms Its Founder](#)

[Pi Network Mainnet: When Is Pi Coin Launching?](#)

[Pi Cryptocurrency Review: Is Pi Network a Scam?](#)