

Deposit to earn rewards

Sign up and deposit to receive up to **10,055 USDT** in bonuses.
Exclusive for new users only.

Get it now

[PDF Database Document] - BTCC Cryptocurrency Exchange

Original:

<https://www.btcc.com/en-US/academy/research-analysis/near-protocol-near-price-prediction-2023-2024-2025-will-near-hit-100>

Near Protocol (NEAR) Price Prediction 2024, 2025,2030 – Will NEAR Hit \$100?

Developing protocols and their native assets have been well supported by the global [cryptocurrency](#) market. Some emerging protocols have successfully established themselves as the market leaders. An example of this is the recently popularized Near Protocol. Features of the network, like as faster transaction times, neutrality toward the environment, and reduced transaction fees, have been pluming its already lofty perch.

In order to carry out network operations like completing transactions, the [Near Protocol](#) makes use of NEAR, its native asset. In exchange for helping out with things like staking and board meetings. The alternative coin has a return on investment of 342.07%. Do you want to invest in NEAR but have doubts about how profitable it would be? Don't bother looking any farther; we've deciphered the NEAR price forecast for 2023-2025 and beyond!

[TRADE_PLUGIN]NEARUSDT,NEARUSDT[/TRADE_PLUGIN]

What Is Near Protocol (NEAR)?

The NEAR Protocol is a public Proof of Stake (PoS) blockchain designed with the end user and programmer in mind. In 2018, industry veterans Alexander Skidanov and Illia Polosukhin launched The Protocol. Both men have worked with industry giants including Microsoft and Google. They

planned to use their combined skills in machine learning, but instead they found themselves drawn to blockchain technology. After it, the NEAR Protocol was developed.

NEAR is a smart-contract-enabled blockchain built with user friendliness in mind, and is intended to serve as a platform for dApps. To better compete with other blockchains that can execute smart contracts, like Ethereum and EOS, NEAR has added a number of features to improve the user experience.

For instance, the platform combines human-readable account names alongside crypto wallet addresses, so users can interact with smart contracts and dApps without the need for a wallet.

The goal of one of NEAR's most extensive initiatives is to build a decentralized, permissionless network where no one—not even governments—can interfere. NEAR wants to differentiate itself from Meta and other platforms it sees as “biased, closed ecosystems” by giving its users more agency over their own data.

NEAR's answer is a “community cloud” where users may keep their data, identities, and finances protected and transact with one another without needing third-party services or approval.

The NEAR Protocol's storage and transaction costs are paid for with its native coin, NEAR. In addition to ensuring the integrity of financial dealings, NEAR uses its own cryptocurrency tokens to incentivize validators to protect the network against malware and fraudulent activities. The NEAR Protocol is predicted to continue its meteoric rise, which bodes well for the token's future price.

[TRADE_PLUGIN]NEARUSDT,NEARUSDT[/TRADE_PLUGIN]




[Download App for Android](#)


[Download App for iOS](#)

Near Protocol (NEAR) Overview

ABOUT NEAR



NEAR (NEAR Protocol)
Website: <https://near.org/>
ATH: \$20.4196
Rank: 21
24HP: \$6.5218 / 24LP: \$6.0406

	
Cryptocurrency	NEAR Protocol
Token	NEAR
Price	\$ 6.1871 ▲ 0.99%
Rank	21
Market Cap	\$ 7.5B
24H Trading Volume	\$ 1.9B
All-time High	\$ 20.4196
All-time Low	\$ 0.5267
24 High	\$ 6.5218
24 Low	\$ 6.0406
Cycle High	\$ 8.9659 / 2024-03-15 02:00:00
Cycle Low	\$ 0.9720 / 2023-10-19 17:55:00
Update Time	2024-11-24 02:01:01

[TRADE_PLUGIN]NEARUSDT,NEARUSDT[/TRADE_PLUGIN]

Near Protocol (NEAR) Price Performance

Price Change 1H Percent	-0.35%
Price Change 1D Percent	0.99%
Price Change 7D Percent	4.65%
Price Change 30D Percent	30.98%
Price Change 90D Percent	23.62%
Price Change 365D Percent	235.89%

[TRADE_PLUGIN]NEARUSDT,NEARUSDT[/TRADE_PLUGIN]



[Download App for Android](#)

[Download App for iOS](#)

Near Protocol (NEAR) Technical Analysis

Daily Simple Moving Average (SMA) & Daily Exponential Moving Average (EMA)

Date Calculated:2024-11-23

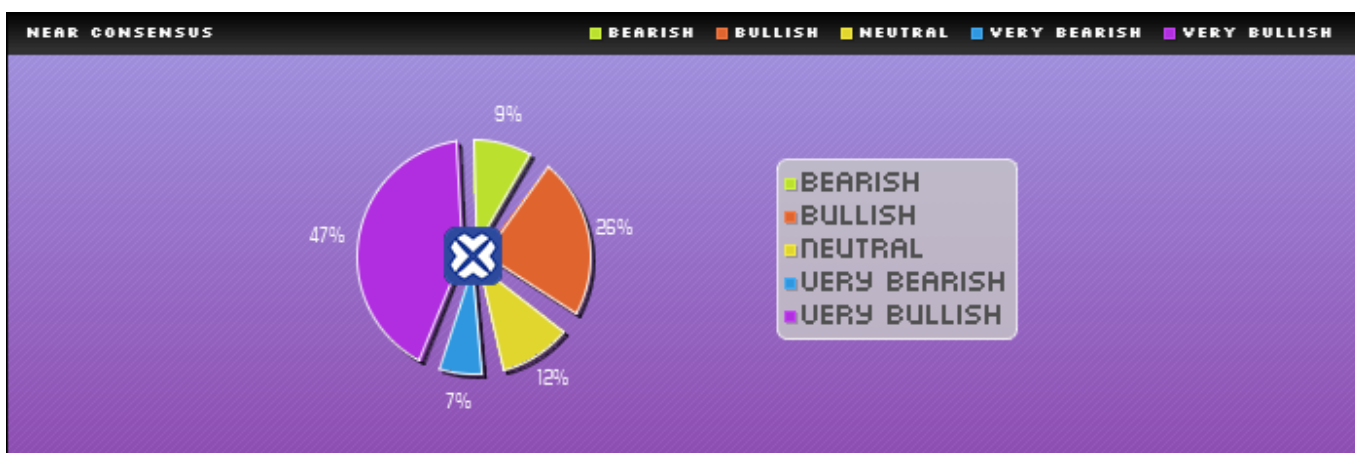
3_SMA	\$ 5.8110	3_EMA	\$ 6.1477
5_SMA	\$ 5.8510	5_EMA	\$ 5.9379
10_SMA	\$ 5.7094	10_EMA	\$ 5.7384
20_SMA	\$ 5.0674	20_EMA	\$ 5.3628
21_SMA	\$ 5.0074	21_EMA	\$ 5.3346
50_SMA	\$ 4.8023	50_EMA	\$ 4.9451

100_SMA	\$ 4.5988	100_EMA	\$ 4.8568
200_SMA	\$ 5.2644	200_EMA	\$ 4.8806

Weekly Simple Moving Average (SMA) & Weekly Exponential Moving Average (EMA)
Date Calculated:2024-11-23

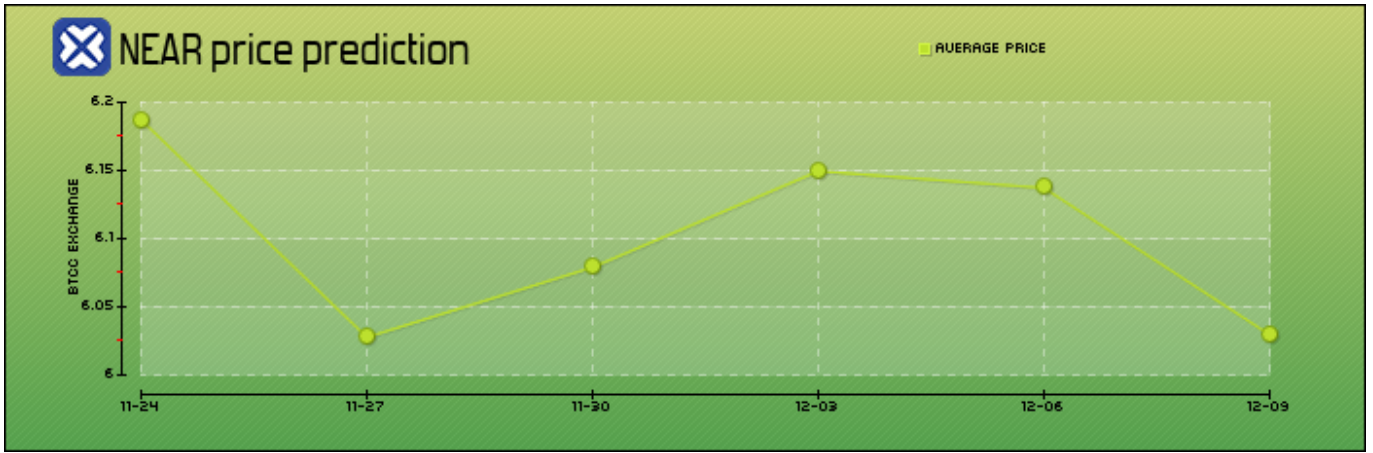
21_SMA_weekly	\$ 4.7448	21_EMA_weekly	\$ 4.9186
50_SMA_weekly	\$ 5.0125	50_EMA_weekly	\$ 4.6679
100_SMA_weekly	\$ 3.3346	100_EMA_weekly	\$ 4.3634
200_SMA_weekly	\$ 4.9186	200_EMA_weekly	\$ 4.4096

Bullish-Bearish Indicator




Very bearish	Bearish	Neutral	Bullish	Very bullish
3	4	5	11	20

Near Protocol (NEAR) for Today, Tomorrow and Next Week



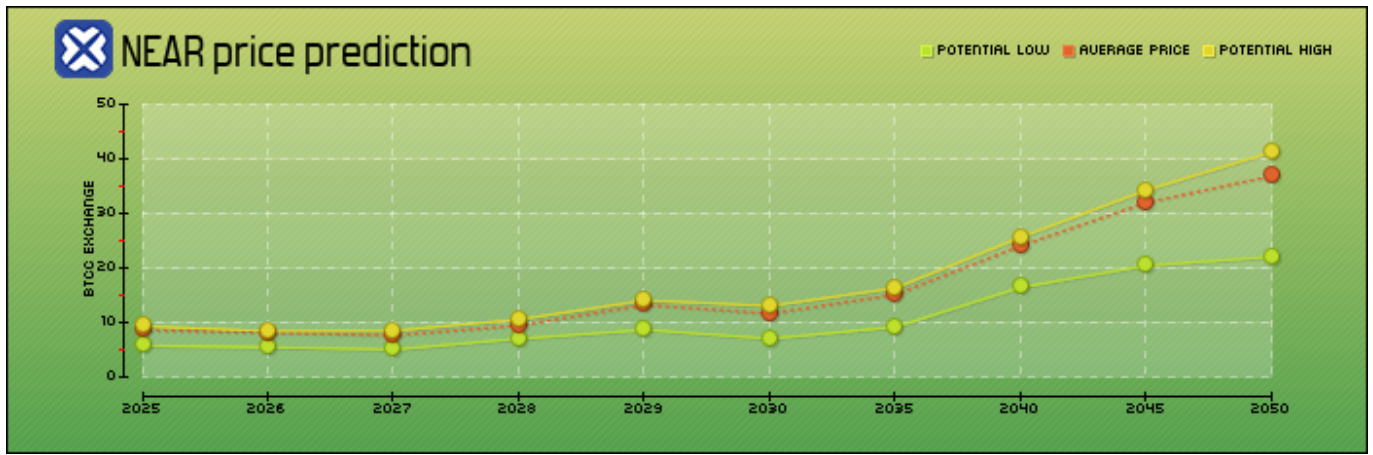
Date	Price Prediction	Change
11-24	\$ 6.1871	0.00%
11-27	\$ 6.0277	-2.58%
11-30	\$ 6.0790	-1.75%
12-03	\$ 6.1495	-0.61%
12-06	\$ 6.1372	-0.81%
12-09	\$ 6.0295	-2.55%



[Download App for Android](#)

[Download App for iOS](#)

Near Protocol (NEAR) Price Prediction for 2025-2050



Year	Yearly Low	Yearly Average	Yearly High
2025	\$ 5.7312	\$ 8.6218	\$ 9.2905
2026	\$ 5.4526	\$ 8.1322	\$ 8.4307
2027	\$ 5.0472	\$ 7.6371	\$ 8.4944
2028	\$ 7.0341	\$ 9.4507	\$ 10.5626
2029	\$ 8.6527	\$ 13.2312	\$ 14.0578
2030	\$ 7.0322	\$ 11.6160	\$ 13.0395
2035	\$ 9.1864	\$ 15.1273	\$ 16.3307
2040	\$ 16.4563	\$ 24.0594	\$ 25.6589
2045	\$ 20.4230	\$ 31.9611	\$ 34.2839
2050	\$ 22.0565	\$ 36.8441	\$ 41.2548

Near Protocol (NEAR) Price Prediction 2024

With over \$218 million in total value locked and about 2,500 active developers, Near Protocol is among the most successful Layer-1 blockchains. After its 2020 launch, \$NEAR quickly rose to the position of twenty-first largest cryptocurrency by market capitalisation.

Having weathered the crypto winter and posted increases of about 300% since last summer, \$NEAR has had tremendous momentum over the last year. According to \$NEAR's technical analysis, the current trend should be maintained.

\$NEAR's daily trading volume has increased from less than \$40 million a year ago to approximately \$280 million, a 21% increase in the last week. \$NEAR is not yet overbought, according to RSI analysis, and momentum indicators, such as MACD, point to a very bright future.

Among blockchain-related initiatives, Near Protocol has had a meteoric rise in activity so far in 2018. The Near Protocol chain experienced a daily transaction increase of approximately 6 million in May. Additionally, in the past year, the number of Near Protocol wallets has increased fourfold, reaching over 116 million today. Instead of a temporary uptick in interest, these figures point to robust and long-term development for the blockchain.

Plus, Near Protocol has recently introduced its Nightshade 2.0 update, which is a huge deal. As compared to Ethereum Layer-2 options, Near Protocol is already appealing, but this enhancement is predicted to quadruple its transaction speed and substantially decrease developer expenses. The development team behind Near Protocol, Near One, is clearly dedicated to the future of the project, as evidenced by the upgrade.

By the end of the year, we expect Near Protocol's stock will have risen due to all of these favourable factors. Our end-of-year 2024 price prediction is \$5.24.

We foresee the following six-month price growth for \$NEAR:

Month	Potential Low	Average Price	Potential High
October 2024	\$5.44	\$5.58	\$5.71
November 2024	\$5.58	\$5.84	\$6.11
December 2024	\$5.71	\$6.11	\$6.51
January 2025	\$5.84	\$6.37	\$6.90
February 2025	\$5.97	\$6.64	\$7.30
March 2025	\$6.10	\$6.90	\$7.69



[Download App for Android](#)

[Download App for iOS](#)

Near Protocol (NEAR) Price Prediction 2025

Even more gains are in store for this Layer-1 blockchain in 2025, according to our Near Protocol pricing estimate. When the Near Protocol ecosystem develops and additional high-use decentralised applications (dApps) are added, we expect the rate of growth in developers, users, wallets, and total value locked to accelerate.

Additionally, 2025 may see a significant influence from the Nightshade 2.0 improvement. As a means of improving transaction processing efficiency and cutting expenses even more, Near Protocol plans to raise the number of blockchain shards from 6 to 10. For developers trying to decide between Near Protocol, Ethereum, and other leading Layer-1 crypto projects like Solana, that is a huge selling point.

In 2025, \$NEAR might get an extra boost from crypto market macroeconomic conditions. If Bitcoin's price reaches \$200,000, it might attract millions of new crypto users and inspire more programmers to create decentralised applications. Near Protocol can take advantage of the expansion of the cryptocurrency market as a whole, even though Ethereum will probably still be the biggest smart contract blockchain in 2025.

Considering all of this, we calculate that by 2025, the average trade price of Near Protocol will have risen to [coin symbol="near" period="2025"}. From the current price, that is a 75.25 percent increase.


Near Protocol (NEAR) Price Prediction 2030

Near Protocol has the potential to emerge as a major blockchain in the future, according to our long-term prediction. Ethereum may still lead Layer-1 smart contract networks by decade's end, but Near Protocol has a shot at overtaking Solana, Avalanche, and Cardano in terms of market cap and active users.

When compared to other prominent blockchains, Near Protocol's scalability is clearly the strongest suit. The Nightshade 2.0 upgrade shows that the Near One team can offer more shards in the future, and sharding on Near Protocol has already made transactions more scalable.

The ability of the blockchain to discover a compelling decentralised application (dApp) that can draw in a large number of new users is the most pressing concern surrounding our Near Protocol prediction. The Near Protocol is now seeing a lot of activity from the decentralised applications (dApps) Kai-Ching and Sweat Economy. If blockchain technology wants to keep growing, it will need to branch out from cryptocurrencies.

[TRADE_PLUGIN]NEARUSDT,NEARUSDT[/TRADE_PLUGIN]



[Download App for Android](#)

[Download App for iOS](#)

Potential Highs & Lows of NEAR

Given the intense competition in the Layer-1 blockchain market, it is difficult to predict which chain

will ultimately be able to challenge Ethereum's ecosystem. That being said, we reflected more optimistic and bearish trajectories by developing high and low price predictions for \$NEAR.

	Min	Average	Max
1H	\$ 6.4631	\$ 6.4862	\$ 6.5116
1D	\$ 6.0406	\$ 6.2490	\$ 6.5218
7D	\$ 5.3282	\$ 5.8411	\$ 6.5218
30D	\$ 3.5212	\$ 4.8185	\$ 6.5218
90D	\$ 3.4717	\$ 4.6527	\$ 6.5218
365D	\$ 1.7335	\$ 4.9013	\$ 8.9659

[TRADE_PLUGIN]NEARUSDT,NEARUSDT[/TRADE_PLUGIN]

Is Near Protocol (NEAR) A Good Investment?

To address the issues of slow transaction times, limited throughput, and poor interoperability that plague blockchain technology, Near Protocol was developed.

In addition to being used for staking and paying network transaction fees, NEAR tokens have found a practical use. Token holders also have the right to vote on different suggestions to enhance the platform.

Also, let's evaluate how well Near Protocol has done in contrast to one of its major competitors, Solana.

[TRADE_PLUGIN]NEARUSDT,NEARUSDT[/TRADE_PLUGIN]

Deposit and Receive Up to 10,055 USDT!

Trade on BTCC Now



[Download App for Android](#)

[Download App for iOS](#)

Will Near Protocol (NEAR) Hit \$100?

At its present price of \$1.56, NEAR cryptocurrency would need to increase in value by 641, or to reach \$1000. NEAR cryptocurrency will take about 33.21 months to double in value, given its 1.93-fold monthly increase (as calculated above) (less than 3 years).

Once again, the reasons driving the economy and the liquidity environment are different from when it was at its peak. As a result, we shouldn't anticipate NEAR to continue its rapid expansion at the same rate it has in recent years.

Hence, even if economic fundamentals improve, it will take a much longer for the price to reach \$100.

[TRADE_PLUGIN]NEARUSDT,NEARUSDT[/TRADE_PLUGIN]

Deposit and Receive Up to 10,055 USDT!


Trade on BTCC Now

Can Near Protocol (NEAR) Hit \$100?

Starting at its present price of \$2.34, the NEAR token would need to increase in value by almost 427 times before it would be worth \$1000. There was an 11.59-fold increase in NEAR's value over that same time period, taking it to a price of \$20.18.

Taking into account its 1.93-fold monthly growth, we can calculate that it will take Near Protocol at least 221 months (almost 18 years) to reach \$1,000. The time it takes to reach that value, however, is very variable and subject to the macro and micro economic conditions of the moment.

[TRADE_PLUGIN]NEARUSDT,NEARUSDT[/TRADE_PLUGIN]



[Download App for Android](#)

[Download App for iOS](#)

Is Near Protocol a Good Investment?

We project that \$NEAR might reach a price of \$9.31 in 2025 and \$74.91 in 2030 according to our Near Protocol price forecast. By the end of the decade, that amounts to a possible gain of 1,310.72% from the current price. Those looking to invest in cryptocurrencies with a high potential that focus on Layer-1 blockchains should consider it.

The scalability and speed of Near Protocol make it a serious contender to Ethereum for the title of best smart contract blockchain. Considering how cutthroat the market is for Layer-1 blockchains, though, Near Protocol's success is far from assured. To spread their risk in the cryptocurrency market, investors thinking about putting money into Near Protocol could benefit from amassing a variety of Layer-1 blockchain tokens.

[TRADE_PLUGIN]NEARUSDT,NEARUSDT[/TRADE_PLUGIN]

Conclusion

The NEAR Protocol stands out from competing solutions thanks to its innovative set of capabilities for developers and its laser emphasis on ease of use. When looking at NEAR's track record and the features it provides, it's clear that the coin has enormous potential to become one of the top Web 3.0 cryptocurrencies and generate massive profits.

Despite the current state of the market, NEAR is a crucial token to keep an eye on because of the revolutionary potential it holds.



[Download App for Android](#)

[Download App for iOS](#)

FAQs

1.Is Near Protocol a good investment?

The last year saw Near Protocol become one of the most widely discussed cryptocurrencies. Given this, it's safe to argue that NEAR is a smart financial move.

2.How far can Near Protocol progress?

Near Protocol (NEAR) may achieve a yearly average price of \$2.62 in 2018. It's possible that in the next five years, Near Protocol will be worth more than \$12.16.

3.What will Near Protocol be valued in five years?

Near Protocol and cryptocurrencies are becoming increasingly popular, therefore investors who hold on to their NEAR for the long term may see a return of \$12.16 on their investment in the next 5 years.

Where to Trade Near Protocol (NEAR) Futures?


You can trade crypto futures on BTCC Now. Over 300 USDT-margined perpetual trading pairs are available for users to trade, including many popular altcoins and meme-coins.

[Trade crypto futures Now](#)

You can deposit and receive up to [10,055 USDT](#) now when you sign up and verify your account on BTCC Every new user gets a **10 USDT** coupon after completing their registration. You will also get an additional **20 USDT** coupon on completing your KYC verification.

[Check more details.](#)

GET 10 USDT WELCOME BONUS



[Download App for Android](#)

[Download App for iOS](#)

About BTCC

BTCC is a leading cryptocurrency trading platform that is distinguished by its ability to balance the simplicity of use with advanced features. It provides a comprehensive educational program through the BTCC Academy, 24/7 customer support, and robust security to both novices and experts. BTCC is a top choice for digital asset investors due to its emphasis on user contentment, which fosters a secure and informed trading environment across a variety of cryptocurrencies.

BTCC is one of the few exchanges in the market that offers high-leverage options for investors and concentrates extensively on futures trading. Users have access to more than 300 USDT-margined perpetual trading pairs, which encompass numerous prominent altcoins and meme-coins. Additionally, the platform has recently implemented spot trading to facilitate novice users who may not be acquainted with futures trading.

- **Established Reputation:** BTCC is one of the oldest and most well-known cryptocurrency exchanges, having been operational since 2011. Its history in the market enhances its credibility and trustworthiness.
- **A Diverse Selection of Cryptocurrencies:** BTCC allows customers to access and exchange a wide range of digital assets.
- **Margin and Futures Trading:** BTCC provides margin and futures trading options, allowing customers to expand their trading holdings and potentially increase their profits.

- **Proficient Trading Instruments:** such as real-time market data, trading charts, and technical analysis indicators. These tools can help users make informed trading decisions.
- **Security Measures:** BTCC values security and uses a variety of safeguards to secure customer payments and information. This includes two-factor authentication (2FA) and cold storage of cryptocurrency assets.

BTCC Guide:

- [How to Trade Crypto Futures Contracts on BTCC](#)
- [BTCC Guide-How to Deposit Crypto on BTCC?](#)
- [What is Crypto Futures Trading - Beginner's Guide](#)
- [What is Leverage in Cryptocurrency? How Can I Trade at 100X Leverage?](#)
- [BTCC Review 2024: Best Crypto Futures Exchange](#)

Crypto Buying Guides:

- [How To Buy Bitcoin \(BTC\)](#)
- [How To Buy Pico](#)
- [How To Buy Ethereum \(ETH\)](#)
- [How To Buy Dogecoin \(DOGE\)](#)
- [How To Buy Pepe Coin \(PEPE\)](#)
- [How To Buy Ripple \(XRP\)](#)

Crypto Prediction:

- [Ethereum \(ETH\) Price Prediction 2024, 2025, 2030 — Will ETH Reach \\$10,000?](#)
- [Ethereum Price Prediction 2024, 2025, 2030: How High Can ETH Go in 2024?](#)
- [Bitcoin \(BTC\) Price Prediction 2024, 2025, 2030 — Is BTC a Good Investment?](#)
- [Ripple \(XRP\) Price Prediction 2024, 2025, 2030 — Will XRP Reach \\$1 After SEC Lawsuit?](#)
- [Pi Coin Price Prediction 2024,2025,2030 — Is Pi Coin a Good Buy?](#)
- [Pepe \(PEPE\) Price Prediction 2024, 2025, 2030 - Will PEPE Reach \\$1](#)