

Deposit to earn rewards

Sign up and deposit to receive up to **10,055 USDT** in bonuses.
Exclusive for new users only.

Get it now

[PDF Database Document] - BTCC Cryptocurrency Exchange

Original:

<https://www.btcc.com/en-US/academy/research-analysis/polyswarm-nct-price-prediction-2024-2025-2030-is-nct-a-good-investment>

PolySwarm (NCT) Price Prediction 2024, 2025, 2030 - Is NCT a Good Investment?

This price prediction guide will examine the current and potential future price fluctuations of [PolySwarm](#). In order to address your inquiries, we shall employ a variety of NCT technical indicators and fundamental analysis techniques.

What will the value of PolySwarm be in the future years? Is it currently prudent to purchase NCT? What indicators indicate whether PolySwarm is bearish or bullish? By perusing this PolySwarm price forecast, one will acquire a comprehensive understanding of the potential of NCT.

Our analysis indicates that PolySwarm is poised for long-term success, as we anticipate its price to reach \$0.018555 by the conclusion of 2024, \$0.018516 by the conclusion of 2025, and \$0.025607 by the conclusion of 2026.

According to our analysis, NCT is projected to maintain its current trajectory and attain \$0.032697 in 2027 and \$0.039787 in 2028.

What is PolySwarm (NCT) ?

When it comes to cybersecurity and malware intelligence, PolySwarm is a decentralized marketplace where ambassadors can stake the ERC-20 token to help find risks. Users looking for threat intelligence and malware detection can contact with independent security specialists, called "micro-engines," on the platform. As a way to incentivize reliable threat assessments, PolySwarm uses


\$NCT to pay experts.

To pay for cybersecurity services and encourage engagement, the platform's ecosystem relies on \$NCT. Threat detection services can be made faster, more accurate, and cheaper with PolySwarm's decentralized cybersecurity platform.


Incentives for specialists and the smooth operation of the decentralized finance (DeFi) marketplace are both enhanced by \$NCT, whose use case is aimed at resolving worldwide cybersecurity issues.

With a current price of \$0.024, \$NCT has a market cap of \$45.28M, following a significant decline in value over the past few years.


ABOUT NCT



NCT (PolySwarm)
Website: <https://polyswarm.io/>
ATH: \$0.1616
Rank: 525
24HP: \$0.0429 / 24LP: \$0.0338

	
Cryptocurrency	PolySwarm
Token	NCT
Price	\$ 0.0355 ▲ 10.68%
Rank	525
Market Cap	\$ 66.9M
24H Trading Volume	\$ 24.4M
All-time High	\$ 0.1616
All-time Low	\$ 0.0006
24 High	\$ 0.0429
24 Low	\$ 0.0338

Cycle High	\$ 0.0497 / 2024-03-07 01:35:00
Cycle Low	\$ 0.0060 / 2023-01-01 03:35:00
Update Time	2024-12-30 02:41:01



[Download App for Android](#)

[Download App for iOS](#)

PolySwarm (NCT) Technical Analysis

All financial markets use moving averages (MA), a well-liked indicator that smoothes price movement over a predetermined period of time. Since they are a trailing indication, past price activity has an impact on them. The simple moving average (SMA) and exponential moving average (EMA) are the two forms of moving averages shown in the table below.

Daily Simple Moving Average (SMA) & Daily Exponential Moving Average (EMA)

Date Calculated:2023-12-14

3_SMA	\$ 0.0153	3_EMA	\$ 0.0163
5_SMA	\$ 0.0134	5_EMA	\$ 0.0152
10_SMA	\$ 0.0115	10_EMA	\$ 0.0129
20_SMA	\$ 0.0101	20_EMA	\$ 0.0110
21_SMA	\$ 0.0100	21_EMA	\$ 0.0109
50_SMA	\$ 0.0087	50_EMA	\$ 0.0094
100_SMA	\$ 0.0086	100_EMA	\$ 0.0090
200_SMA	\$ 0.0089	200_EMA	\$ 0.0091

Weekly Simple Moving Average (SMA) & Weekly Exponential Moving Average (EMA)

Date Calculated:2023-12-14

21_SMA_weekly	\$ 0.0090	21_EMA_weekly	\$ 0.0093
50_SMA_weekly	\$ 0.0094	50_EMA_weekly	\$ 0.0100
100_SMA_weekly	\$ 0.0160	100_EMA_weekly	\$ 0.0115
200_SMA_weekly	\$ 0.0112	200_EMA_weekly	\$ 0.0110

PolySwarm (NCT) Price Performance

Here's a quick recap of the price performance in NCT.

Price Change 1H Percent	0.52%
Price Change 1D Percent	10.68%
Price Change 7D Percent	43.31%
Price Change 30D Percent	39.69%
Price Change 90D Percent	131.74%
Price Change 365D Percent	201.47%

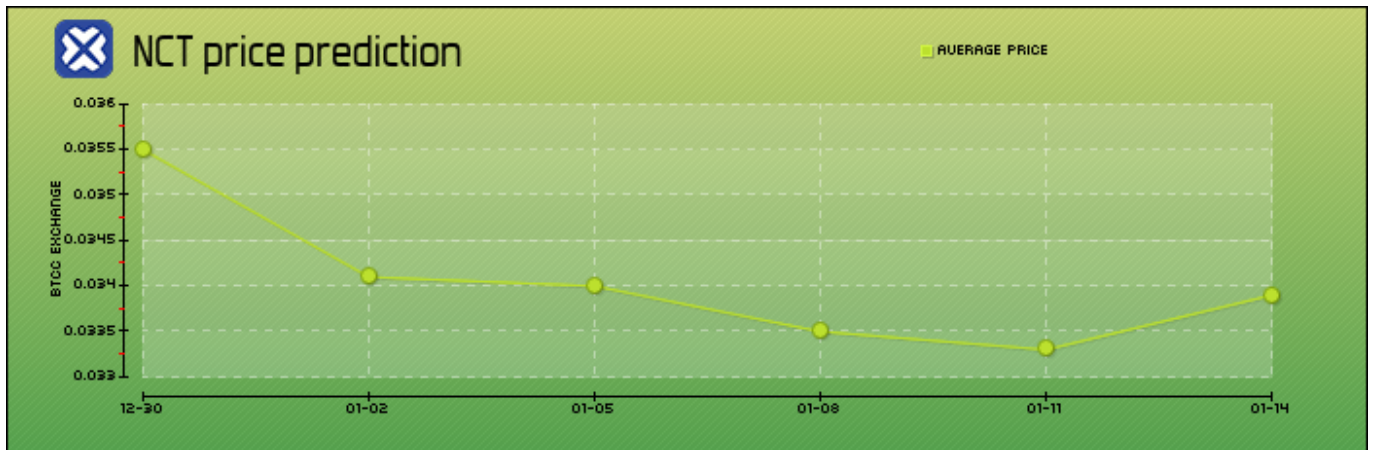


The advertisement features a green background with a white grid pattern. At the top center is the BTCC logo, which consists of a white 'X' symbol followed by the letters 'BTCC' in white. Below the logo, the text 'Level up your VIP status for more benefits' is written in yellow, and 'BTCC - Your preferred crypto futures exchange' is written in white. At the bottom left, there is a call to action 'Download our app now' in white. In the center, there are two buttons: 'Available on the App Store' with the Apple logo and 'GET IT ON Google Play' with the Google Play logo. At the bottom right, the text 'Support fiat and crypto deposits' is written in white. The background also includes several floating Bitcoin icons in blue and yellow.

[Download App for Android](#)

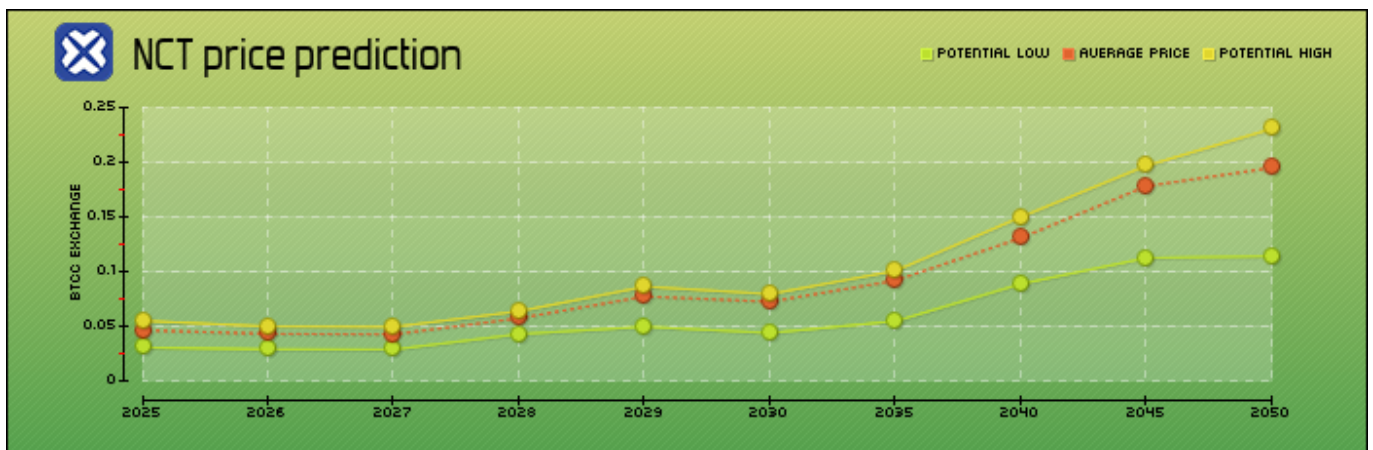
[Download App for iOS](#)

Short-Term PolySwarm (NCT) Price Prediction




Date	Price Prediction	Change
12-30	\$ 0.0355	0.00%
01-02	\$ 0.0341	-3.84%
01-05	\$ 0.0340	-4.14%
01-08	\$ 0.0335	-5.63%
01-11	\$ 0.0333	-6.2%
01-14	\$ 0.0339	-4.63%

PolySwarm (NCT) Price Prediction for 2025-2030



Year	Yearly Low	Yearly Average	Yearly High
------	------------	----------------	-------------

2025	\$ 0.0304	\$ 0.0463	\$ 0.0549
2026	\$ 0.0289	\$ 0.0430	\$ 0.0498
2027	\$ 0.0287	\$ 0.0426	\$ 0.0494
2028	\$ 0.0428	\$ 0.0573	\$ 0.0637
2029	\$ 0.0495	\$ 0.0772	\$ 0.0862
2030	\$ 0.0438	\$ 0.0724	\$ 0.0794
2035	\$ 0.0546	\$ 0.0918	\$ 0.1007
2040	\$ 0.0887	\$ 0.1307	\$ 0.1499
2045	\$ 0.1124	\$ 0.1781	\$ 0.1968
2050	\$ 0.1141	\$ 0.1949	\$ 0.2305



[Download App for Android](#)

[Download App for iOS](#)

PolySwarm (NCT) Price Prediction 2024

Based on our NCT price forecasts, the lowest value expected for that day in 2024 is \$0.015256. While the highest possible value of NCT on that day is \$0.017782, the coin has the possibility to reach the \$0.016519 level.

PolySwarm (NCT) Price Prediction 2025

As the globe keeps seeing faster and more secure solutions, PolySwarm’s malware intelligence marketplace could experience growth in 2025. A recent worldwide disruption in many operating

systems, affecting banks and airlines, was triggered by CrowdStrike, one of PolySwarm's partners. Customers lost millions of dollars when its system fell down due to an update that went awry.

The value of \$NCT could increase dramatically if future versions to PolySwarm can assist in identifying and fixing such flaws.

Furthermore, interest rate cuts will certainly be maintained next year by central banks worldwide. In September, the Federal Reserve slashed interest rates by half a percentage point, and many are predicting that 2025 could see further adjustments. Investors will find it more attractive to shift funds from savings to investment as rates decline. This could encourage investors to take a chance on cryptocurrencies like \$NCT if it happens.

Having said that, we anticipate that the price of PolySwarm might reach \$0.041 by year's end in 2025, representing a rise of 71.25% from its current value.



[Download App for Android](#)

[Download App for iOS](#)

PolySwarm (NCT) Price Prediction 2026-2030

Our research into this NCT price prediction has led us to believe that AI will be an important factor. The level of digital risks is expected to rise as it becomes more integrated into our daily lives and as we transition into the metaverse.

Therefore, demand for threat identifiers such as PolySwarm may increase in the years leading up to 2030. An encouraging sign and a case study that the PolySwarm team might utilize when approaching new government and corporate partners is the experience with Ledger.

Not to mention that at \$0.024, over 90% lower than its all-time high of \$0.16, traders would see this as a chance to buy low. The obvious practicality of the token means that many may look past its short-term price and onto its future potential. Therefore, \$NCT investors may keep buying in the future years with the expectation of a new all-time high price.

When interest rates and consumer prices fall, investors will have more money to put into this. Reduced inflation means less money for necessities like food, energy, and recreation. Alternatively, they could try to sell it on the market in the hopes of making a killing off of cryptocurrency prices. Our NCT price forecast for 2030 is \$0.78 at its highest point, assuming the aforementioned happens.

Potential Highs & Lows of NCT

	Min	Average	Max
1H	\$ 0.0387	\$ 0.0411	\$ 0.0429
1D	\$ 0.0338	\$ 0.0365	\$ 0.0410
7D	\$ 0.0234	\$ 0.0288	\$ 0.0410
30D	\$ 0.0215	\$ 0.0269	\$ 0.0491
90D	\$ 0.0134	\$ 0.0218	\$ 0.0491
365D	\$ 0.0090	\$ 0.0193	\$ 0.0497



[Download App for Android](#)

[Download App for iOS](#)

Is NCT a Good Investment?

Using exact financial incentives, PolySwarm encourages precise and rapid intelligence regarding the malicious purpose of files, network traffic, and URLs; it is a unique threat detection ecosystem. Businesses, customers, suppliers, and security professionals all have a role in creating and honing rival “micro-engines” that can independently probe potential dangers. PolySwarm’s “Proof of Work” accuracy is used to award top-performing specialists. The system guarantees interoperability among products and threat intelligence sources, offers more coverage options, lowers entry barriers, and discourages duplicative effort.

Nectar utility tokens, which are ERC20 compatible and intended to deter speculation and reward real market participation, are sold to raise funds by PolySwarm. Tokenized on the Ethereum network, Nectar (NCT) powers the PolySwarm network. Clients receive NCT tokens for providing useful cybersecurity information; these tokens may also be used to settle engagements that the organization facilitates.

Polyswarm competes with well-established and conventional companies that can easily expand in response to a new threat, making it seem like a modest case for investment despite the soundness of the concept.

Will PolySwarm Hit 10?

The price of PolySwarm has to increase by about 1,100 times before it reaches \$10. The market cap of PolySwarm would be \$14 billion if the price were \$10.

When compared to the track records of other cryptocurrencies, Polyswarm's goals are, under certain conditions, doable. One of these is having too much cash on hand. Another possible cause is a very high burn target, at between 75% and 95%. Based on the data we have at the moment, it seems highly improbable that Polyswarm will ever achieve a \$14B market. So, \$10 just isn't feasible.



[Download App for Android](#)

[Download App for iOS](#)

Will PolySwarm Hit 1?

It will take approximately 110 times the current price of PolySwarm for it to reach \$1. A market capitalization of \$1.4 billion would be achieved by PolySwarm at a price of \$1.

When compared to the performance of other cryptocurrencies, Polyswarm's goals are doable under the right conditions, such as a large number of positive news stories, an abundance of macro liquidity, and strong support from whales. It is highly probable that PolySwarm will reach \$1.

Conclusion

Based on this PolySwarm price prediction, it is clear that \$NCT has distinguished itself in the blockchain ecosystem by putting an emphasis on cybersecurity and offering practical value through the decentralized marketplace of PolySwarm. Like most cryptocurrencies, this one is very speculative and subject to extreme price swings, but it does have growth potential given the rising tide of cybersecurity and malware concerns.

Many are hopeful for a potential rally in the future of the PolySwarm market, even though the price is trading well below its record high. This is because the market still has long-term chances. In addition to \$NCT, our article below will teach you about the top cryptocurrencies that are currently available.



[Download App for Android](#)

[Download App for iOS](#)

FAQs

In 2025, how much will NCT be worth?

By 2025, \$NCT should be worth between \$0.032 and \$0.049.

How much will the NCT cost in 2030?

It is predicted that \$NCT would rise to between \$0.097 and \$30.71 by 2030.

Is it wise to invest in NCT?

Given its usefulness and expanding market, \$NCT seems like a promising long-term venture. It is difficult to predict if the price will entirely rebound, though.

Can NCT get to \$0.20?

The price peaked at \$0.17, however the market has since shifted. It is still a very real possibility, though.

Why Choose BTCC?

BTCC is known as the world's longest-running exchange. Since its establishment, the platform has withstood multiple bull and downturn markets without reporting a single hacking incident, making it one of the most trusted exchanges in existence.



The firm's products are designed to meet the needs and desires of both rookie and experienced traders. Here are five reasons for using the exchange:

- **Available Cryptocurrencies on the Exchange**

As a leading cryptocurrency exchange, BTCC's platform supports over 300 cryptocurrencies, allowing investors to diversify their digital portfolios and explore numerous investment opportunities in the digital currency market. The site also provides access to newer but equally intriguing

alternatives, including Litecoin (LTC) and Ripple (XRP).

The number of trading coins is projected to increase as BTCC is committed to innovation and adopting new yet promising digital currencies in order to reach a wider spectrum of traders.

- **Easy to use**

When choosing a decent cryptocurrency exchange, simplicity of use is an important thing to consider. The BTCC app has an intuitive and user-friendly layout that is appropriate for both new and experienced traders, making trading on the platform simple and efficient. It contains features like as price alerts and real-time market data, which improve the trading experience. The program also includes security features like two-factor authentication and cold storage for cash.

The site includes a competent charting system that displays information such as a cryptocurrency's 24-hour price movement, 24-hour low/high, and daily volume. These features make it simple to use and available to the great majority.

- **Reputable Customer Service**

BTCC has a good reputation in terms of customer service. The exchange offers users service via live chat and email on its website. It has official accounts on several social media platforms, including X (previously Twitter), LinkedIn, Instagram, YouTube, and Facebook. The website also has a part with blogs, news, and support centres for users who require assistance.

When users encounter problems or have complaints while using the cryptocurrency exchange, they can receive prompt customer service via email and live chat. BTCC provides 24/7 online customer care.

- **BTCC Trading Features and Tools**

BTCC offers a wide range of trading services, including spot trading, futures trading, and margin trading. It offers high leverage choices for many trading pairs, making it suited for a wide range of traders.

- **Welcome Bonus and Campaigns**

BTCC currently provides several campaigns. Investors can join in these campaigns and earn interesting prizes. For example, new users can earn rewards up to 10,055 USDT by completing relevant missions such as registration, identity verification, making first deposits, and cumulative futures trading volume. Existing users can earn up to 1,255 USDT per referral when they invite their

friends to join BTCC.

[Trade on BTCC Now](#)



[Download App for Android](#)

[Download App for iOS](#)

BTCC FAQs

Is BTCC safe?

Based on its track record since 2011, BTCC has established itself as a secure cryptocurrency exchange. There have been no reports of fraudulent activity involving user accounts or the platform's infrastructure. By enforcing mandatory know-your-customer (KYC) and anti-money laundering (AML) procedures, the cryptocurrency trading platform gives consumers greater security. For operations like withdrawals, it also provides extra security features like two-factor authentication (2FA).

Is KYC Necessary for BTCC?

Indeed. Before using BTCC goods, users must finish the Know Your Customer (KYC) process. A facial recognition scan and legitimate identification documents must be submitted for this process. Usually, it is finished in a few minutes. This procedure has the benefit of strengthening the security of the exchange and satisfying legal requirements.

Because their accounts will have a lower daily withdrawal limit, those who do not finish their KYC are unable to make deposits. It should be noted that those who present a legitimate ID without a facial recognition scan will likewise have restricted withdrawal options.

Is There a Mobile App for BTCC?

Indeed. For users of iOS and Android, BTCC has a mobile app. The exchange's website offers the mobile app for download. Since both the web version and the mobile app have the same features and capabilities, they are comparable.

Will I Have to Pay BTCC Trading Fees?

Indeed. BTCC levies a fee for trade, just like a lot of other centralised exchanges. Each user's VIP level, which is unlocked according to their available money, determines the different costs. The BTCC website provides information on the charge rates.

Can I Access BTCC From the U.S.?

You can, indeed. According to its website, BTCC has obtained a crypto license from the US Financial Crimes Enforcement Network (FinCEN), which enables the cryptocurrency exchange to provide its services to investors who are headquartered in the US.

According to BTCC's User Agreement document, its goods are not allowed to be used in nations and organisations that have been sanctioned by the United States or other nations where it has a licence.

BTCC Guide:

- [How to Trade Crypto Futures Contracts on BTCC](#)
- [BTCC Guide-How to Deposit Crypto on BTCC?](#)
- [What is Crypto Futures Trading - Beginner's Guide](#)
- [What is Leverage in Cryptocurrency? How Can I Trade at 100X Leverage?](#)
- [BTCC Review 2024: Best Crypto Futures Exchange](#)

Crypto Buying Guides:

- [How To Buy Bitcoin \(BTC\)](#)
- [How To Buy Pico](#)

- [How To Buy Ethereum \(ETH\)](#)
- [How To Buy Dogecoin \(DOGE\)](#)
- [How To Buy Pepe Coin \(PEPE\)](#)
- [How To Buy Ripple \(XRP\)](#)

Crypto Prediction:

- [Ethereum \(ETH\) Price Prediction 2024, 2025, 2030 — Will ETH Reach \\$10,000?](#)
- [Ethereum Price Prediction 2024, 2025, 2030: How High Can ETH Go in 2024?](#)
- [Bitcoin \(BTC\) Price Prediction 2024, 2025, 2030 — Is BTC a Good Investment?](#)
- [Ripple \(XRP\) Price Prediction 2024, 2025, 2030 — Will XRP Reach \\$1 After SEC Lawsuit?](#)
- [Pi Coin Price Prediction 2024,2025,2030 — Is Pi Coin a Good Buy?](#)
- [Pepe \(PEPE\) Price Prediction 2024, 2025, 2030 - Will PEPE Reach \\$1](#)