

Deposit to earn rewards

Sign up and deposit to receive up to **10,055 USDT** in bonuses.
Exclusive for new users only.

Get it now

[PDF Database Document] - BTCC Cryptocurrency Exchange

Original:

https://www.btcc.com/en-US/academy/research-analysis/the-graph-grt-crypto-price-prediction-2023-2025-2030-is-grt-a-good-investment?utm_source=GW_SEO&utm_medium=wppage38381&utm_campaign=en-US

The Graph (GRT) Crypto Price Prediction 2024, 2025, 2030 - Will GRT Hit \$10?

[The Graph \(GRT\)](#) Price Prediction and exploring the potential of the [GRT Coin](#) can both benefit from this extended outlook. [The Graph \(GRT\)](#) Coin's past performance and extensive technical research form the basis of our price prediction. In this article, we will attempt to assess the long-term prospects of the [GRT Coin](#).

Forthcoming dApps project [GRT](#) Coin uses the token [GRT Coin](#). According to information culled from the initiative's website, The Graph is an indexing protocol for querying across different blockchain networks, such as Ethereum and IPFS. Anyone can create and distribute their own open APIs (called subgraphs) utilizing the Graph ecosystem. The Graph is actively pursuing a broad rollout of its decentralized public infrastructure.

The Graph collaborated with other other initiatives with a similar focus. The Graph Token is used by participants in the project to guarantee the initiative's financial stability. The Graph is actively engaged in a wide variety of projects as one of the rapidly expanding dApps. GRT Coin is a long-term contender because of the practical applications of The Graph. CoinMarketCap revealed that GRT currency is very effective due to its widespread availability on major exchanges.

[TRADE_PLUGIN]GRTUSDT,GRTUSDT[/TRADE_PLUGIN]

[**Deposit and Receive Up to 10,055 USDT!**](#)
[**Trade on BTCC Now**](#)

What is The Graph Token (GRT)?

The distributed ledger technology (blockchain) gives the impression of an open and honest society. This isn't necessarily the case, though, and that's why The Graph comes into its own as a data supervisor for smart contracts, guaranteeing greater safety and potentially lucrative benefits.

Developers often face trade-offs between software decentralisation and efficiency when creating decentralised applications (dApps), making it impossible for blockchain apps to strike a good balance. The Graph revealed a fix for this issue with the launch of the ecosystem. Developers can streamline their processes with the help of the Graph's global API. The Graph-based apps work as intended without compromising decentralisation.


The greatest boon to technology has been the graph (GRT). The rapidly expanding cryptocurrency has expanded in a meteoric rise since its birth not long ago. The Graph has guaranteed data indexing and security by doing away with the necessity for any centralised intermediaries.

The Graph has shown that a better method to query the data needed to construct and maintain decentralised applications and smart contracts is necessary for them to genuinely replace their centralised counterparts.

Therefore, The Graph steps in to play its part, enhancing data indexing in its own unique way. The Graph protocol has done massive digging to add additional screening layers to the smart contract blockchain, and the Ethereum token is the driving force behind all of this.

[TRADE_PLUGIN]GRTUSDT,GRTUSDT[/TRADE_PLUGIN]

[**Deposit and Receive Up to 10,055 USDT!**](#)
[**Trade on BTCC Now**](#)



[Download App for Android](#)

[Download App for iOS](#)

The Graph Token (GRT) Price History

Since July 2017, developers have been working on the Graph [cryptocurrency](#) project, which received its first round of funding in April 2018. However, in October of 2020, it performed its public ICO, at which time over 400,000,000 GRT tokens were sold for \$0.03.

It went public on the 17th of December 2020 and had an opening day price of \$0.13. In its first three days of existence, its value increased by over 500%. Over the last week of that month and all of January 2021, this rally would stall before launching its craziest rally to date, which resulted in GRT's current all-time high price being established on February 12th, 2021.

This was the average price for the Graph during March and April, before it plunged and sank below \$1 in the middle of May. It would maintain its current trading range and didn't begin sending out recovery signals until September. The price of the alternative cryptocurrency back then was between \$0.6 and \$1.33. The market as a whole fell in December, and The Graph has since hovered about \$0.50.

[TRADE_PLUGIN]GRTUSDT,GRTUSDT[/TRADE_PLUGIN]

[Deposit and Receive Up to 10,055 USDT!](#)

[Trade on BTCC Now](#)

The Graph Token (GRT) Price Prediction

Graph prices are currently hovering around \$0.15, which is a moderately optimistic outlook given the extreme volatility of other currencies. The GRT coin hit a new all-time high of \$2.8751 on February 12, 2021, after a sudden surge. Nevertheless, prices began to fall in tandem with the adverse trend after that, and the market sentiment remained consistently negative throughout trading. It is difficult for inexperienced traders to trade during bear markets.

The GRT token has been on the mend since the start of 2023, after plunging to a low of \$0.05 towards the year's close. The graph, however, collapsed under the weight of the upward trend and has since been trading between narrow ranges. A modest recovery has occurred in the price of The Graph token since the start of 2024, and it is expected to reach \$0.2 soon.

YEAR MINIMUM PRICE MAXIMUM PRICE

2024	\$0.130	\$0.216
2025	\$0.162	\$0.233
2026	\$0.181	\$0.261
2027	\$0.236	\$0.339
2028	\$0.284	\$0.409
2029	\$0.362	\$0.521
2030	\$0.453	\$0.652

[TRADE_PLUGIN]GRTUSDT,GRTUSDT[/TRADE_PLUGIN]

[Deposit and Receive Up to 10,055 USDT!](#)

[Trade on BTCC Now](#)



[Download App for Android](#)

[Download App for iOS](#)

The Graph (GRT) Price Prediction 2024

Our forecast for the value of The Graph cryptocurrency indicates that it might reach an average price of \$0.173 in 2024. If the GRT price forecast is correct, it can go as low as \$0.130 and as high as \$0.216.

MONTH	MINIMUM PRICE	MAXIMUM PRICE
January	\$0.130	\$0.147
February	\$0.147	\$0.150
March	\$0.150	\$0.156
April	\$0.153	\$0.160
May	\$0.156	\$0.164
June	\$0.160	\$0.167
July	\$0.163	\$0.170
August	\$0.167	\$0.174
September	\$0.172	\$0.189
October	\$0.174	\$0.192
November	\$0.170	\$0.204
December	\$0.176	\$0.216

[TRADE_PLUGIN]GRTUSDT,GRTUSDT[/TRADE_PLUGIN]

The Graph (GRT) Price Prediction 2025

Our GRT cryptocurrency price forecast indicates that the coin will increase by about 100% over the course of the year. The trading range is \$0.162 as the possible low and \$0.233 as the highest price. The coin will trade for \$0.198 on average over the course of the year.

MONTH	MINIMUM PRICE	MAXIMUM PRICE
January	\$0.162	\$0.183
February	\$0.183	\$0.187
March	\$0.187	\$0.194
April	\$0.190	\$0.199
May	\$0.194	\$0.205
June	\$0.199	\$0.208
July	\$0.203	\$0.212
August	\$0.208	\$0.217
September	\$0.214	\$0.223
October	\$0.217	\$0.226
November	\$0.212	\$0.230
December	\$0.219	\$0.233

[TRADE_PLUGIN]GRTUSDT,GRTUSDT[/TRADE_PLUGIN]



[Download App for Android](#)

[Download App for iOS](#)

The Graph (GRT) Price Prediction 2030

As per our extended GRT forecasts, The Graph is anticipated to reach a peak price of \$0.652 in 2030, with a base price of \$0.453. Simultaneously, The Graph price forecast 2030 suggests that the average price of the GRT coin would be approximately \$0.553.

MONTH	MINIMUM PRICE	MAXIMUM PRICE
January	\$0.453	\$0.513
February	\$0.513	\$0.523
March	\$0.523	\$0.543
April	\$0.533	\$0.558
May	\$0.543	\$0.573
June	\$0.558	\$0.583
July	\$0.568	\$0.593
August	\$0.583	\$0.608
September	\$0.598	\$0.623
October	\$0.608	\$0.632
November	\$0.593	\$0.642
December	\$0.613	\$0.652

[TRADE_PLUGIN]GRTUSDT,GRTUSDT[/TRADE_PLUGIN]

[Deposit and Receive Up to 10,055 USDT!](#)

[Trade on BTCC Now](#)

Is The Graph (GRT) a Good Investment?

The recent increase in price of The Graph Coin demonstrates that it has the potential to offer extraordinary profits to its investors. The Graph Coin is a rapidly expanding dApp, and Cryptos with practical applications tend to be robust. Based on our price analysis, purchasing The Graph Coin for the long haul is likely to be a profitable decision.

The price of The Graph Coin may be rising, but it is important to remember that the value of this and other cryptocurrencies is highly unpredictable. Smart investors who enjoy taking calculated risks may find The Graph Coin to be a promising option. Today, cryptocurrencies are not only the most lucrative investments, but also the riskiest. Consequently, you should practice sound risk management prior to making any financial commitments.

[TRADE_PLUGIN]GRTUSDT,GRTUSDT[/TRADE_PLUGIN]

[Deposit and Receive Up to 10,055 USDT!](#)

[Trade on BTCC Now](#)



[Download App for Android](#)

[Download App for iOS](#)

Will The Graph (GRT) Hit \$10?

Within the next 5-10 years, it is extremely likely that The Graph will be worth \$10. At the height of the crypto market rise in early 2021, most experts and analysts predicted that GRT would reach \$10 by the end of 2021 or sometime in 2022; this prognosis is an update to those earlier projections.

But before we look at how far they think it will go when it hits \$10, we need to ask if a per-token price of \$10 for The Graph is even viable.

The initial supply of The Graph's GRT tokens was 10 billion. The altcoin's market cap would be \$100 Billion assuming a \$10 valuation of GRT tokens. That's enough to put The Graph in the top five cryptocurrency projects and would represent around 3.8% of the whole crypto sector market cap, which is entirely doable.

It would need to increase in price by more than 2400% from its current average of \$0.40, which is feasible given that it has already increased in value by more than 1000% from its ICO pricing. The question is, how do crypto specialists and analysts anticipate the price moving forward?

Since The Graph indexing protocol is expected to remain widely used over the next few years, Cryptopolitan's analysts are optimistic that the price of GRT tokens will also rise steadily over that time. They anticipate that within the next five years, GRT will no longer be seen as a new cryptocurrency, which, along with the other causes mentioned, could push its price to \$5 by the end of 2026. All of these, we might add, are necessary for a surge to \$10.

PricePrediction.technical Net's analysis is among the most optimistic of the market for The Graph. According to their findings, the alternative currency might experience a meteoric climb in value in 2022, trading for between \$0.9 and \$1.02, before surpassing the all-time high in 2024 and eventually

reaching \$10 in 2027.

The current drop in value, according to Coinpedia's crypto analysts, can be attributed to the market fall and the selling off of GRT tokens from completed vesting periods, both of which have further pushed the cryptocurrency away from its \$10 goal. In their current position, they claim that even though The Graph will hit \$10 in the long run, they will only be able to get it to \$5.40 in the next five years. The website that makes these predictions currently has this alternative currency's peak price at roughly \$36 in 2030.

CryptocurrencyPricePrediction's ever-optimistic technical analysis suggests that the price of The Graph token will shortly return and climb towards \$10. It predicts that the value of a single The Graph token will surpass its previous high in February 2025, then continue rising until it reaches \$10 shortly thereafter.

[TRADE_PLUGIN]GRTUSDT,GRTUSDT[/TRADE_PLUGIN]

[Deposit and Receive Up to 10,055 USDT!](#)
[Trade on BTCC Now](#)

Will The Graph (GRT) Hit \$100?


Since the value of The Graph Coin has skyrocketed in recent years, many cryptocurrency investors may be wondering if the token's value could eventually reach \$100. According to our GRT Coin price forecast, The Graph Coin could be worth \$100 in 8 to 9 years. The Graph Coin is a fantastic cryptocurrency that serves a practical purpose. Nothing is unattainable in the cryptocurrency market.

As history has shown, a major price rally or decline can instantly destroy the accuracy of all price forecasts. The Graph Coin's price has the potential to explode if more investors are drawn to the initiative, potentially reaching \$100 before our The Graph price estimate. The Graph Coin's value could rise if it is added to more prestigious trading platforms.

[TRADE_PLUGIN]GRTUSDT,GRTUSDT[/TRADE_PLUGIN]

Deposit and Receive Up to 10,055 USDT!

Trade on BTCC Now



[Download App for Android](#)

[Download App for iOS](#)

Conclusion

The price of a The Graph token is anticipated to keep going up over the following several years, and it might even hit \$10 by the end of that time. However, there is a wide range of opinions on when GRT will hit \$10, with some predicting it will happen before 2025, the majority thinking it will happen in the next 5-10 years, and a sizable minority arguing that it will never happen before 2030.

These estimates are merely that, thus it's possible that the value of altcoins could rise to the stated goal before or beyond the predicted time frame. For this reason, it is imperative that you either independently investigate altcoins or get the advice of an expert before making any investments.

[TRADE_PLUGIN]GRTUSDT,GRTUSDT[/TRADE_PLUGIN]

Deposit and Receive Up to 10,055 USDT!

FAQs

Where to buy The Graph?

Exchanges like Binance, Coinbase, Kraken, KuCoin, and many more provide safe ways to buy The Graph using a range of payment choices. Select the one that best fits your trading style and geographic area.

Is purchasing The Graph wise?

The price prediction of the Graph (GRT) indicates that the emotion at this time is neutral. Since the year 2024 began, the price volatility on the graph has decreased. Our The Graph forecast indicates that the current price level of The Graph is a suitable one to purchase.

Is The Graph a coin made by AI?

The Graph is not primarily a “AI coin,” even though it employs AI for indexing. It does not focus on AI development per se, but rather on the organisation and querying of blockchain data.

In 2025, how much will The Graph be worth?

It's difficult to forecast cryptocurrency prices in the future, but The Graph might expand. Depending on market conditions and adoption, the 2025 GRT coin price projection is between \$0.16 and \$0.23.

A promotional banner for BTCC with a green background. At the top center is the BTCC logo, which consists of a white 'X' shape followed by the letters 'BTCC' in white. Below the logo, the text 'Level up your VIP status for more benefits' is written in yellow, and 'BTCC - Your preferred crypto futures exchange' is written in white. At the bottom left, there is a button that says 'Download our app now' in white text on a dark green background. To its right are two app store logos: 'Available on the App Store' and 'GET IT ON Google Play'. At the bottom right, there is a button that says 'Support fiat and crypto deposits' in white text on a dark green background. The banner also features several floating Bitcoin icons in the background.

[Download App for Android](#)

[Download App for iOS](#)

Where to Trade GRTUSDT Futures?

Now you can trade crypto futures on [BTCC](#). [BTCC](#), a [cryptocurrency exchange](#) was founded in June 2011 with the goal of making crypto trading reliable and accessible to everyone. BTCC is a crypto exchange offering users liquid and low-fee futures trading of both cryptocurrencies and tokenized traditional financial instruments like stocks and commodities.



BTCC offers exclusive bonus for new users. Sign up and deposit on BTCC to get up to [10,055 USDT](#) in bonuses. Meet the deposit targets within 30 days after successful registration at BTCC, and you can enjoy the bonus of the corresponding target levels. **Find out what campaigns are available now:** <https://www.btcc.com/en-US/promotions>

BTCC also has an [iOS](#) app and [Android](#) app if you prefer to trade on the go.

iOS QR Code



Android QR Code



[TRADE_PLUGIN]GRTUSDT,GRTUSDT[/TRADE_PLUGIN]

[Deposit and Receive Up to 10,055 USDT!](#)

[Trade on BTCC Now](#)

How to Trade Tether (USDT) on BTCC

Mobile App

- 1. Download the BTCC App via [App Store](#) or [Google Play](#)
- 2. Register and verify your account, or log in to your BTCC account.
- 3. Tap 'Buy Crypto'.
- *Please note that only verified users are eligible to buy crypto on BTCC.
- 4. Enter the amount you would like to buy in USDT.
- 5. Select a service provider and proceed to payment.


Web Platform

- 1. [Register](#) and verify your account, or [log in](#) to your BTCC account.
- 2. Click 'Buy Crypto' on the menu.
- *Please note that only verified users are eligible to buy crypto on BTCC.
- 3. Enter the amount you would like to buy in USDT.
- 4. Select a service provider and proceed to payment.

[TRADE_PLUGIN]GRTUSDT,GRTUSDT[/TRADE_PLUGIN]

[Deposit and Receive Up to 10,055 USDT!](#)

[Trade on BTCC Now](#)



[Download App for Android](#)

[Download App for iOS](#)

Why Trade Crypto Futures on BTCC

To trade Crypto futures, you can choose BTCC crypto exchange. [BTCC](#), a [cryptocurrency exchange](#) was founded in June 2011 with the goal of making crypto trading reliable and accessible to everyone. Over 11 years of providing crypto futures trading services. 0 security incidents. Market-leading liquidity.

Traders may opt to trade on BTCC for a variety of reasons:

- **Secure:** safe and secure operating history of 11 years. Safeguarding users' assets with multi-risk management through the ups and downs of many market cycles
- **Top Liquidity:** With BTCC's market-leading liquidity, users can place orders of any amount—whether it's as small as 0.01 BTC or as large as 50 BTC—instantly on our platform.
- **Innovative:** Trade a wide variety of derivative products including perpetual futures and tokenized USDT-margined stocks and commodities futures, which are innovative products invented by BTCC.
- **Flexible:** Select your desired leverage from 1x to 150x. Go long or short on your favourite products with the leverage you want.

[TRADE_PLUGIN]GRTUSDT,GRTUSDT[/TRADE_PLUGIN]

[Deposit and Receive Up to 10,055 USDT!](#)

FAQs

1. Is BTCC safe?

Since its inception in 2011, BTCC has made it a priority to create a secure space for all of its visitors. Measures consist of things like a robust verification process, two-factor authentication, etc. It is considered one of the most secure markets to buy and sell cryptocurrencies and other digital assets.

2. Is it possible for me to invest in BTCC?

Users are encouraged to check if the exchange delivers to their area. Investors in BTCC must be able to deal in US dollars.

3. Can I Trade BTCC in the U.S?

Yes, US-based investors can begin trading on BTCC and access the thriving crypto asset secondary market to buy, sell, and trade cryptocurrencies.

Related Posts:

[BTCC Guide-How to Deposit Crypto on BTCC?](#)

[What is Crypto Futures Trading - Beginner's Guide](#)

[What is Leverage in Cryptocurrency? How Can I Trade at 100X Leverage?](#)

[Best Crypto Exchange to Trade with Leverage](#)

[Best High Leverage Crypto Trading Exchange Platform](#)

[Here is a Cryptocurrency Scammer List of 2022](#)

[Free Crypto No Deposit Bonus For Signing Up 2022](#)

[Terra Classic Price Prediction- Will LUNC Hit \\$1?](#)

[Binance Learn and Earn Quiz Answers – LDO, WOO, QI Quiz Answers](#)

[Terra Classic Burn: The Reason Behind LUNC and LUNA Recent Spike](#)

[Shiba Inu \(SHIB\) Price Prediction 2023, 2025, 2030 : Will SHIB Reach \\$1?](#)

[Apecoin Price Prediction 2022, 2025, 2030 – Will Apecoin Go Up?](#)

[Ripple \(XRP\) Price Prediction 2023, 2025, 2030 : Why Are XRP Prices So Low?](#)

[Solana \(SOL\) Price Prediction 2022,2050, 2030-Future of Solana?](#)

[Avalanche \(AVAX\) Price Prediction 2022,2025,2030 – Is AVAX a Good Investment?](#)

[Chainlink \(LINK\) Price Prediction 2023, 2025, 2030 – Is LINK a Good Investment?](#)

[Dogecoin \(DOGE\) Price Prediction 2023, 2025, 2030 – Will DOGE Explode in 2023?](#)

[Bitcoin \(BTC\) Price Prediction 2023, 2025, 2030 – Is BTC a Good Investment?](#)

[Litecoin Price Prediction 2023, 2025, 2030: Is Litecoin a Good Investment?](#)

[Dash Price Prediction 2023, 2025, 2030: Is DASH a Good Investment?](#)

[GMT Price Prediction 2023, 2025, 2030: Is GMT Coin a Good Investment?](#)

[Bitcoin Cash Price Prediction 2023, 2025 and 2030: Is Bitcoin Cash a Good Buy?](#)

[Yearn.Finance \(YFI\) Price Prediction 2023, 2025, 2030 – Is YFI a Good Investment](#)

[Bitcoin SV Price Prediction 2023, 2025, 2030: Is Bitcoin SV a Good Investment?](#)

[Tron \(Enjin \(ENJ\)\) Price Prediction 2023, 2025, 2030 — Will Tron Hit \\$1?](#)

[Gala \(GALA\) Price Prediction 2023, 2025, 2030 — Is GALA a Good Investment?](#)

[Blur Price Prediction 2023, 2025, 2030: Is Blur Crypto a Good Investment?](#)

[Fantom \(FTM\) Price Prediction 2023, 2025, 2030—Is FTM a Good Investment?](#)

[Polkadot \(DOT\) Price Prediction 2025 – 2030: Is Polkadot a Good Investment?](#)

[Aptos \(APT\) Price Prediction 2023, 2025, 2030- Will APT Go Up?](#)

[Bitcoin SV Price Prediction 2023, 2025, 2030: Is Bitcoin SV a Good Investment?](#)

[Aptos \(APT\) Price Prediction 2023, 2025, 2030- Will APT Go Up?](#)